PRODUCT INSTRUCTIONS

Product Features:
Made of high-strength honeycomb specialty paper.
Designed to be folded, stored, and reused.
After your event, simply fold and store the stands flat, reuse for multiple occasions.
Ready to impress again at your next party or celebration.

Installation Steps:



1.Remove the protective film on **both sides** of each acrylic sheet.



2.Tear open the plastic seal packaging.

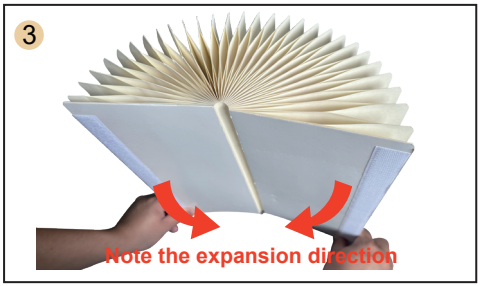

3.Unfold it into a circular shape



4.Attach the Velcro to secure the shape.

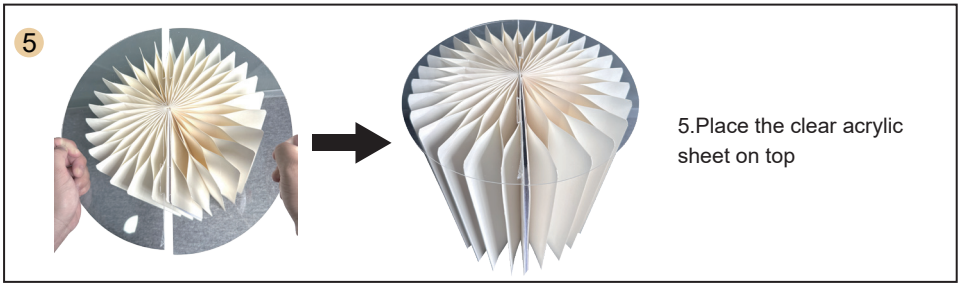

5.Place the clear acrylic sheet on top

Tips:
Make sure the acrylic surface is flat before placing food or items.
For best appearance, remove protective film before use.
Avoid placing in humid or wet environments.

Note on Acrylic Sheets:
The acrylic top is designed as two semi-circular pieces for easier packing and transport.
Once assembled, it forms a complete circle and does not affect the overall appearance or function.

We understand event needs to be perfect. That's why we use reinforced heavy-duty paper, not regular cardboard.
Each piece is quality-inspected to support heavy items securely.

Save time, money, and reduce waste – keep this versatile display kit for future events!
If you have any other questions, please contact u s and we will be happy to assist you.
Just find your order of us and click contact the seller.
We're here to help within 12 hours.