



## Underscore® Rectangle

60" x 32" alcove bath  
K-1957-RA

### Features

- Integral lumbar support.
- Slotted overflow allows for deep soaking.
- Integral apron creates a clean, finished look.
- Integral flange helps prevent water from seeping behind wall and simplifies alcove installation.
- Textured bottom surface.

### Material

- Acrylic.

### Installation

- Right drain.
- Requires K-7271 or K-7272 Clearflo slotted overflow bath drain (sold separately).
- Alcove.

### Required Products/Accessories

K-7271 Brass Slotted Overflow Bath Drain  
K-7272 PVC Slotted Overflow Bath Drain

### Recommended Products/Accessories

K-23726 Drain treatment  
K-23732 Tub & shower cleaner



### Codes/Standards









CSA B45.5/IAPMO Z124  
ASTM E162  
ASTM E662

### KOHLER® Plastic Baths and Receptors Lifetime Limited Warranty

See website for detailed warranty information.

### Available Colors/Finishes

*Color tiles intended for reference only.*

Color	Code	Description
	0	White
	96	Biscuit
	NY	Dune
	95	Ice™ Grey
	G9	Sandbar
	K4	Cashmere
	58	Thunder™ Grey
	7	Black Black™

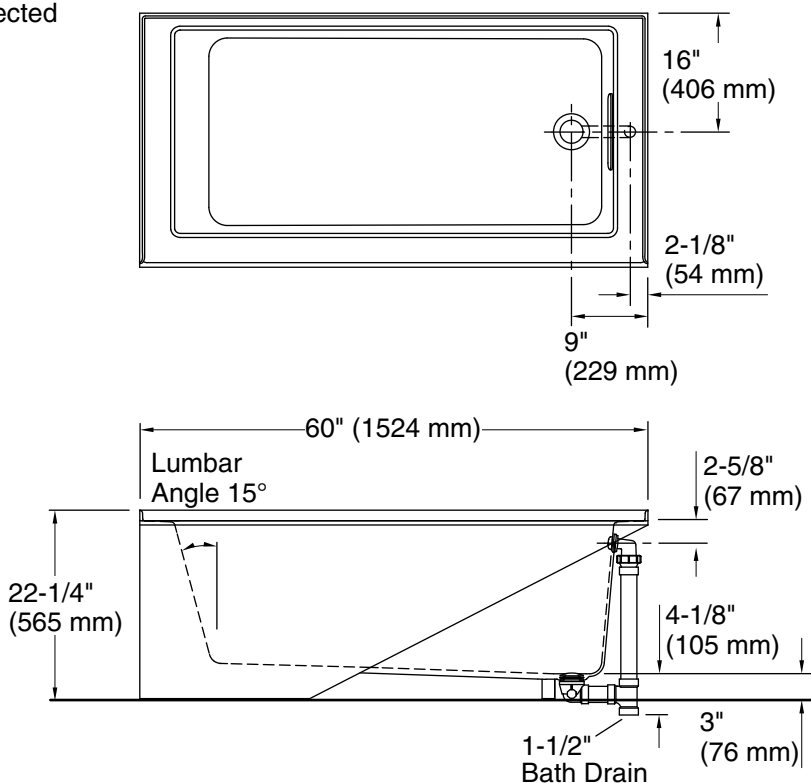
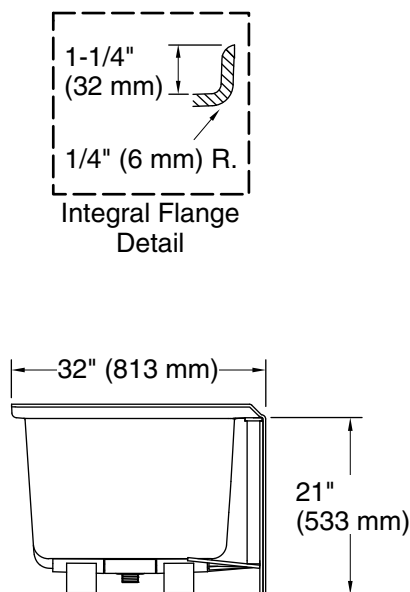


## Underscore® Rectangle

60" x 32" alcove bath

K-1957-RA

No change in measurements if connected with drain illustrated. (K-7272)



### Technical Information

All product dimensions are nominal.

Installation:	Three-wall alcove
Drain location:	Right
Basin area, bottom:	46-1/4" x 22" (1175 mm x 559 mm)
Basin area, top:	52" x 24" (1321 mm x 610 mm)
Weight:	105 lbs (47.6 kg)
Minimum floor load:	56 lbs/ft <sup>2</sup> (273.4 kg/m <sup>2</sup> )
Water depth:	15-1/2" (394 mm)
Water capacity:	68 gal (257.4 L)
Minimum flat for door:	2-3/4" (70 mm)

### Notes

Measure your actual product for rough-in details.

Install this product according to the installation instructions.

The hot water supply should be 70% of the capacity of the bath or greater. Installations will vary.