

Parts Description- Armless Sofa Chair





Important installation tips:



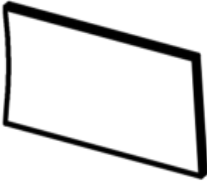

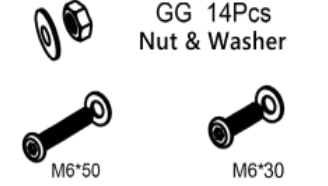




Since our products need to be assembled, each box contains individual parts, screw and instructions. In order to reduce the difficulty of assembly and confusion, please complete the assembly as follows:

1. please open one box first, take out the parts, manuals, screws
2. assembly
3. and open the second box and so on.

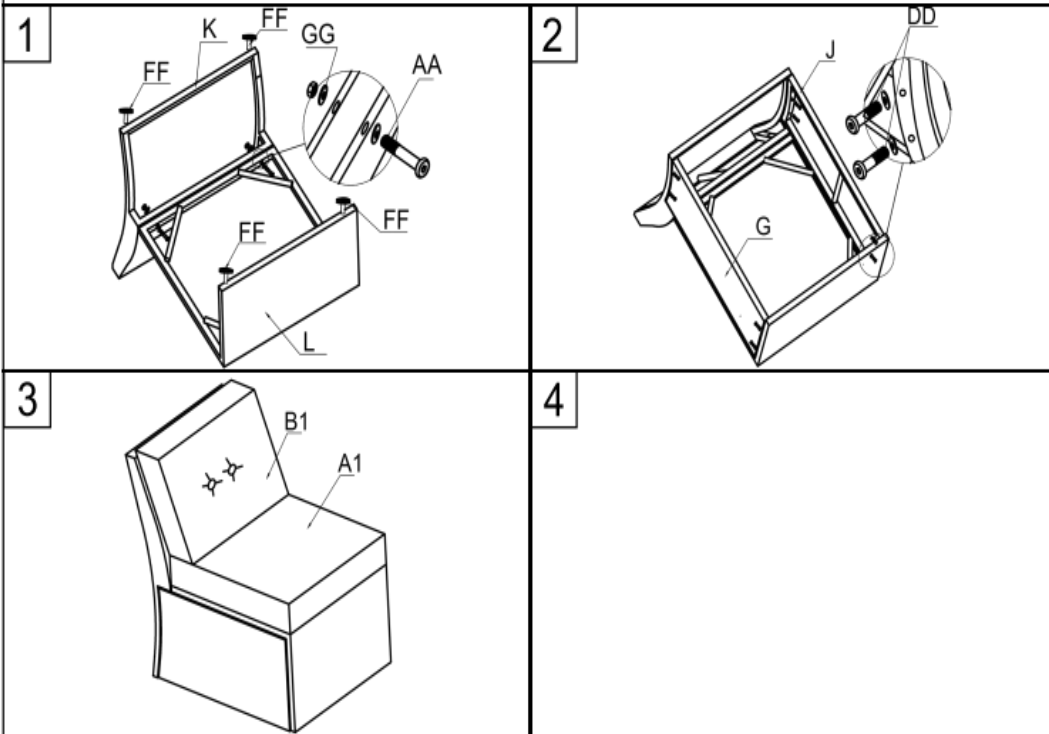
If you have any assembly questions, please contact us.



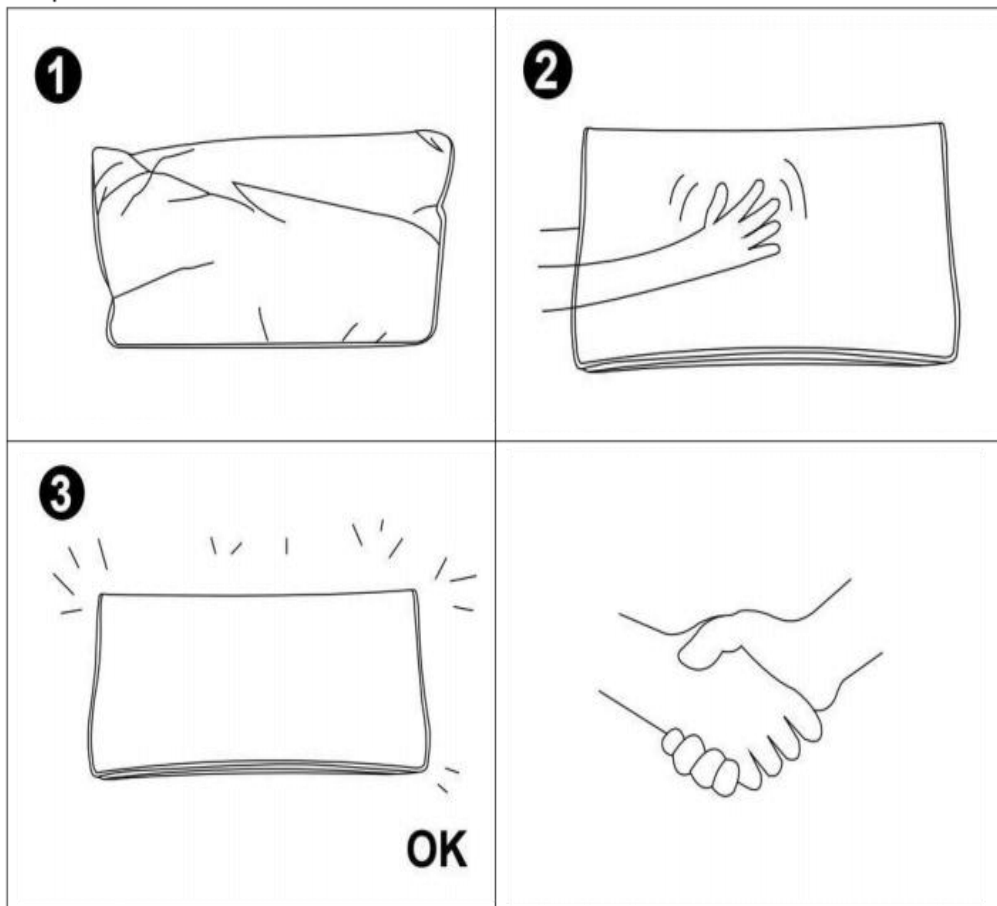
<p align="center">Armless Chair Back 1 PCS</p>	<p align="center">Armless Chair Seat 1 PCS</p>
	
<p align="center">Instruction Part number: k Feature 1: Curved backrest Feature 2: holes are on Front</p>	<p align="center">Instruction Part number: L Feature 1: As shown in the figure, it is L shape</p>
<p align="center">Armless Chair Right Side Panel 1 PCS</p>	<p align="center">Armless Chair Left Side Panel 1 PCS</p>
	
<p align="center">Instructions Part number: J Feature 1: radians on the right</p>	<p align="center">Instructions Part number: G Feature 1: radians on the Left</p>

Part list		
 <p>K 1Pc Armless Chair Back</p>	 <p>L 1Pc Armless Chair Seat</p>	 <p>G 1Pc Armless Chair Left Side Panel</p>
 <p>J 1Pc Armless Chair Right Side Panel</p>		
Hardware		
 <p>GG 14Pcs Nut & Washer</p> <p>AA 2Pcs Screw M6*50</p> <p>DD 8Pcs Screw M6*30</p>	 <p>HH 1Pc</p> <p>II 1Pc</p> <p>Screw Tool</p>	 <p>FF 4Pcs Adjustable Feet</p>
Cushion		
 <p>A1 1Pc Seat Cushion</p>	 <p>B1 1Pc Back Cushion</p>	

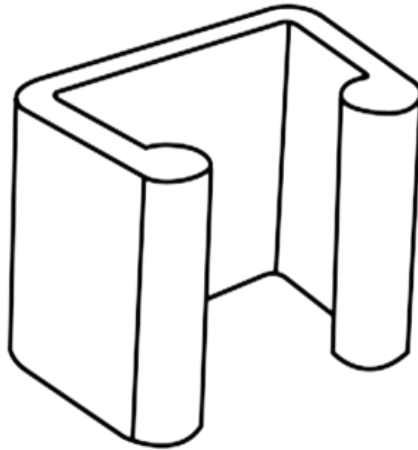
Assembly



⦿ Before using the cushion, please pat with both hands and it will get back into cushion's original shape soon.



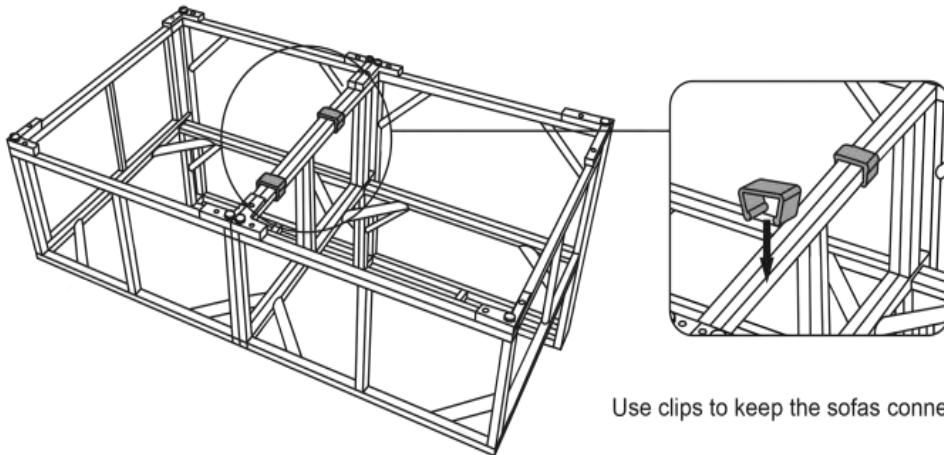
Outdoor Sectional Sofa Clips



2PCS

1. Firstly hook it one side.
2. Press the outdoor patio sofa furniture clips hard.
3. Please note that in order to connect the sofa better, the outdoor furniture clips are designed a bit tight, just use it as the picture shows, and it will install easily.
4. Outdoor aluminum sectional sofa is very light weight and subject to movement, especially your kids or pets will always bump the outside furniture apart, which is dangerous when playing. And our patio furniture clips will effectively prevent movement between sectional or module furniture, no need to fix your outdoor patio furniture everyday.

Clips Assembly



Use clips to keep the sofas connected.

Make Your Outdoor Furniture Last Longer!

1. Protect Your Furniture From The Sun & Rain

Outdoor furniture is made to weather the elements, but eventually all that exposure will take its toll. When not in use, your furniture doesn't need to be exposed to the elements. Storing items under a protective shelter will limit their contact with the sun and rain, thereby doubling or even tripling their lifespans. Any kind of shelter that is safe from the elements of nature is a safe bet. Consider using a storage shed, the garage.

2. Keep your stuff clean

If you stay on top of things by giving your patio table and chairs a quick five-minute wash once a week or so, you'll avoid the headaches that arise later due to built-up dirt, grime, and pollen. No need for a full-on pressure wash; keep it easy by picking off stray leaves and twigs, then giving your furniture a quick spray with the garden hose. Voila!

3. Store cushions when you aren't using them

Even the sturdiest fabric is susceptible to mildew, sun bleaching, and build-up from dirt and pollen. That's why storing outdoor cushions somewhere cool and dry when you're not using them is best practice. Storing your cushions and pillows will significantly extend their lifespan. Invest in a few outdoor storage boxes if you have space, or opt for an easy-to-reach indoor storage solution in your entryway or garage.

4. Cover or store your furniture during the off-season

When the end of summer rolls around (since all good things must pass), proper storage of your outdoor furniture is crucial.

Snow and extremely cold temperatures will significantly reduce the lifespan of your furniture, while proper storage will ensure its long, happy existence.

An outdoor shed or garage will do just fine (a storage facility works too if you don't have either of those). Just be sure to properly wash and dry your items before storing so they'll be ready to use and in tip-top condition once sunny days return again.

5. You can find more chairs that match your purchased sofa on our website:

6. You can find suitable accessories like a protect cover for your sofa on our website:

We'd love to hear from you!

Thank you for your recent purchase of our product. We hope you will be pleased with both the product and service you received.

If you received the product with missing accessories\damaged parts\ installation problem, please do not worry. please provide (1) copy of your order, (2) pictures of your damaged parts, (3) your problem, contact us via email. Our team members are more than happy to help.

Meanwhile, we also welcome you to post a Product Review so that others can benefit from your experience. As a growing business, we know how scarce time can be, so we especially appreciate your time and input.