

6 Lights Installation Manual

Safety Instructions

Please read this notice carefully and keep it all along the use of this product. Follow the instructions for a safe and correct installation and functioning of the fitting.

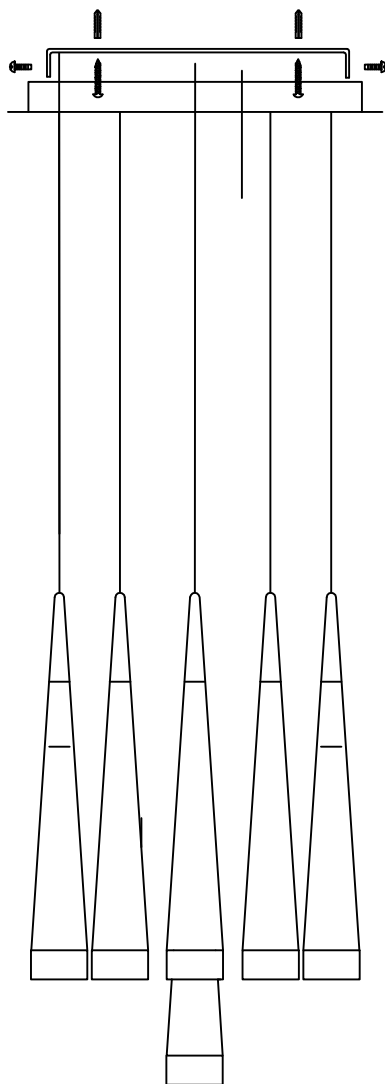
The manufacturer does not accept any responsibility for damage caused by improper installation and service.

Always isolate the power before commencing installation, maintenance or repair.
In case of doubts, please contact a qualified electrician.

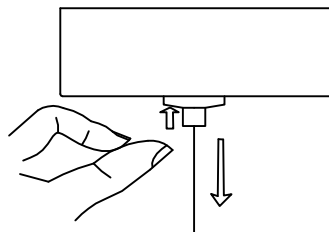
This product is for indoor use only. Please do not use it on humid places. Do not put it in contact with water or any liquids or inflammable products. Always respect the minimal distance (indicated on the light) to inflammable products.

During installation, make sure that the cables will not be squeezed or damaged by sharp edges.
If the external flexible cable is damaged, it needs to be replaced exclusively by the manufacturer, his service agent, or another qualified electrician. This is to avoid all risks.

Because the temperature of the item can get very high, the bulb must cool down before being touched. The light works with LED.

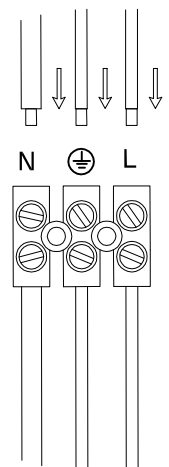


Wires Adjusted Way



Cable pull-out, press down the nipple of small metalware.

Terminal Block



Accessories

