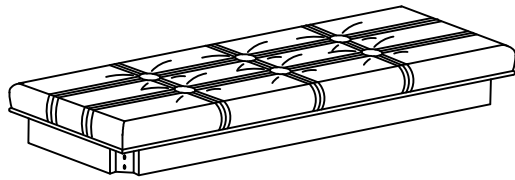


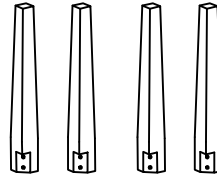
ASSEMBLY INSTRUCTION

BENCH





PART LIST:



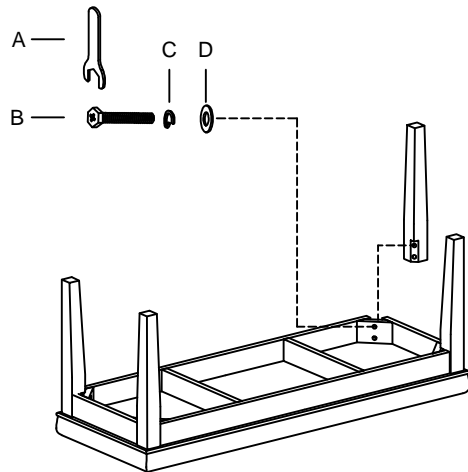
Bench top
1pc



Bench leg
4pcs

HARDWARE LIST				
A		Allen Wrench	12mm	1 PC
B		Bolt	Ø5/16"x2-1/2"	8 PCS
C		Spring Washer	Ø5/16"	8 PCS
D		Flat Washer	Ø5/16"xØ23mm	8 PCS

STEP 1



COMPLETED

