welax

welaxhome.com
welaxhome.de
welaxhome.fr

support@welaxhome.com
info@welaxhome.de
info@welaxhome.fr

welax

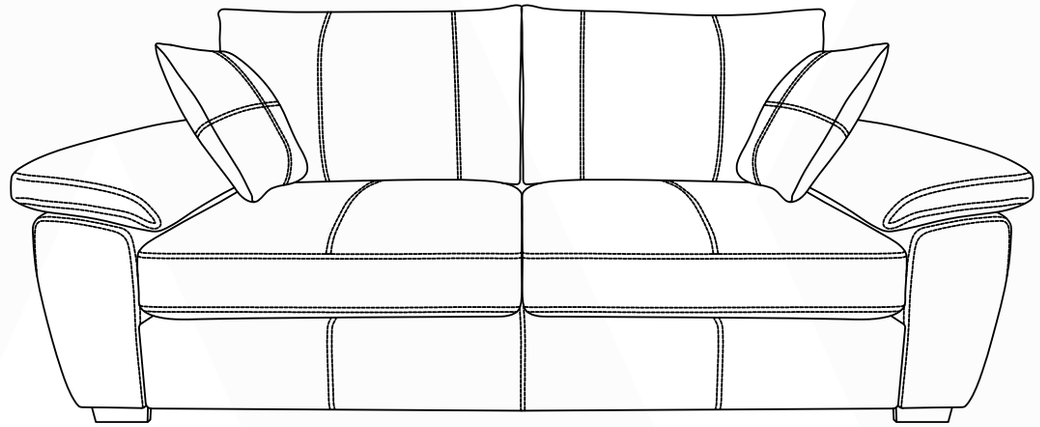

Two-seater sofa

Components

Ⓐ x1

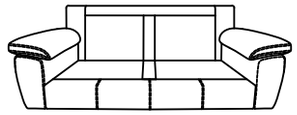

Ⓑ x2

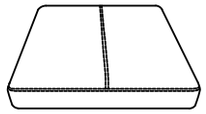

Ⓒ x1

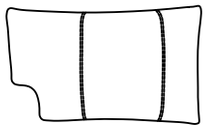

Ⓓ x1

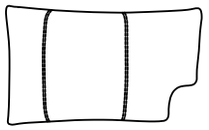

Ⓔ x2

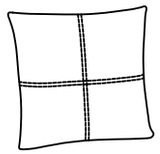

Ⓕ x4

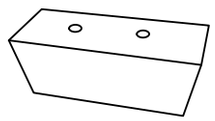

Ⓖ x1

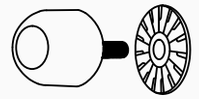

Ⓗ x8+1 M6×50mm

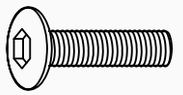

Ⓘ x1

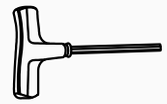

Installation

The installation steps are as follows:

Step 1

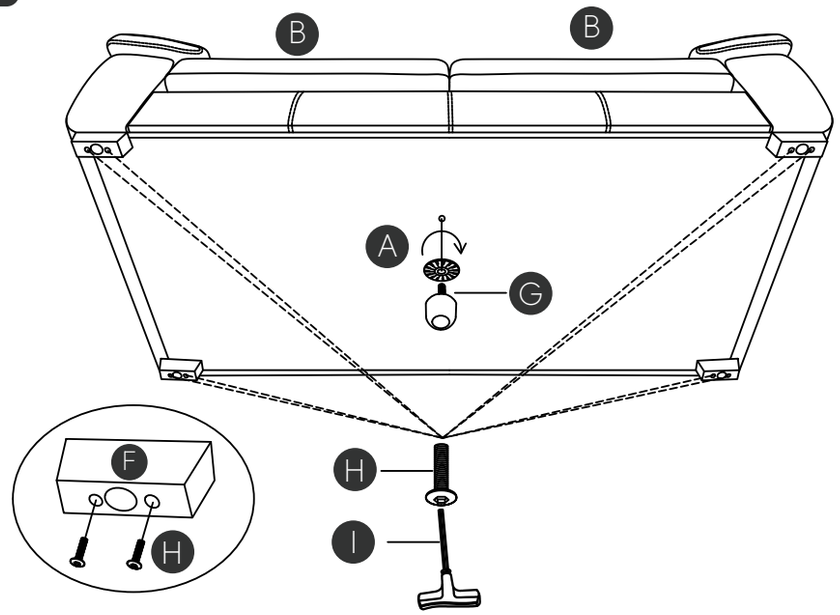

Step 2

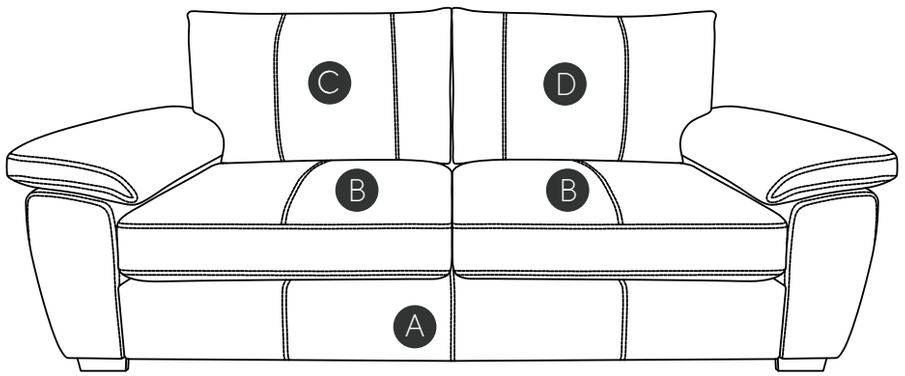

Step 3

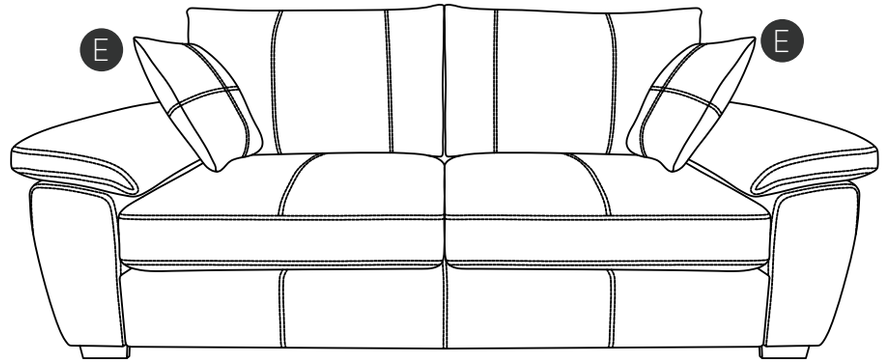

Step 4

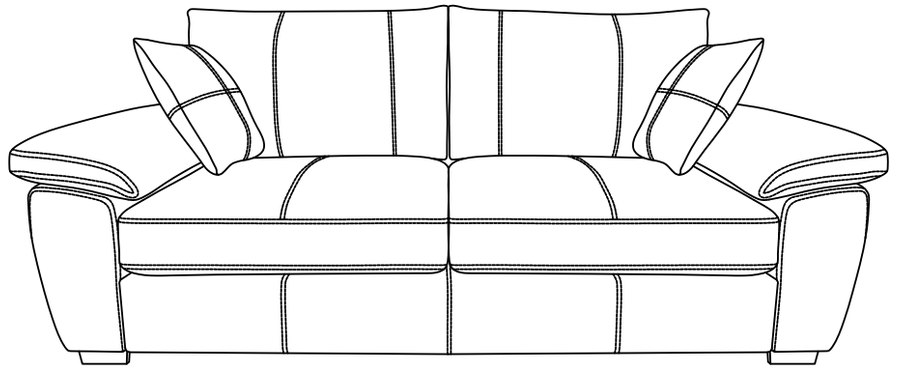

Caution

ITEM: TWO-SEATER SOFA

ASSEMBLY INSTRUCTIONS
ASSEMBLY TIPS

- Remove hardware from box and sort by size.
- Please check to see that all hardware and parts are presentprior to start of assembly.
- Please follow attached instructions in the same sequence asnumbered to assure fast & easy assembly.

WARNING

- Don't attempt to repair or modify parts that are broken or ddefective. Please contact the store immediately.
- This product is for home use only and not intended for commerdfal establishments.