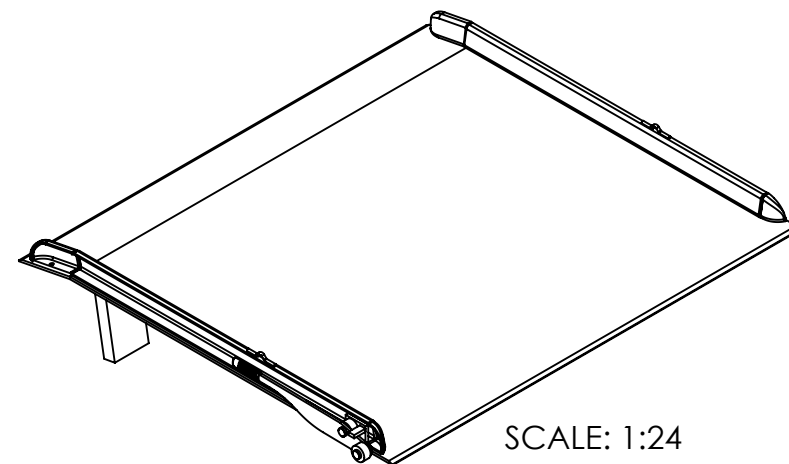
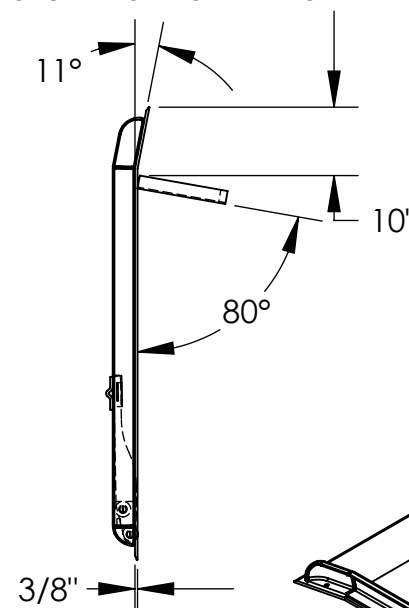
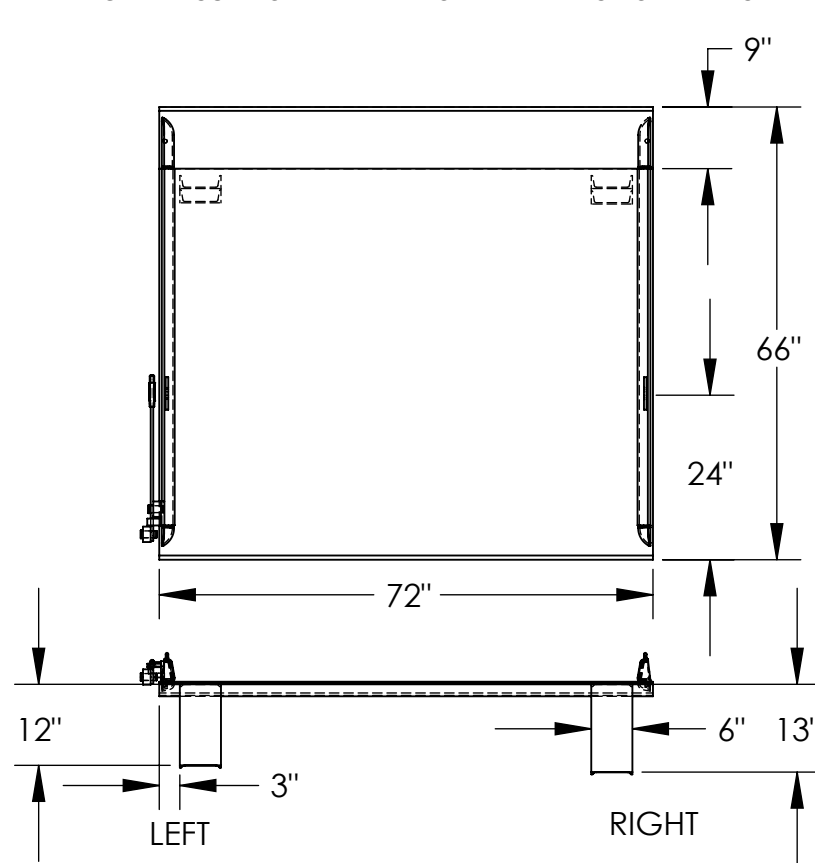


# STEEL TRUCK DOCKBOARD - TS-15-7266

APPROX WEIGHT: 574.22 lbs.  
DOES NOT INCLUDE WEIGHT OF POWER OR PACKAGING!!!

\*\*\* ANY ADDITIONS, DELETIONS, OR OMISSIONS MUST BE CORRECTED ON THIS DRAWING AS THIS DRAWING WILL BE CONSIDERED ALL INCLUSIVE \*\*\*

ALL GRAPHICS PROVIDED ARE FOR REFERENCE ONLY. IF CERTAIN DIMENSIONS ARE CRITICAL PLEASE VERIFY THOSE DIMENSIONS WITH YOUR SALESPERSON



## STANDARD FEATURES

MODEL NUMBER: TS-15-7266  
CAPACITY: 15,000 LBS  
OVERALL WIDTH: 72"  
OVERALL LENGTH: 66"  
DOCKPLATE THICKNESS: 3/8"  
LEVER LIFT IS STANDARD  
LOCKING LEGS ARE 6" WIDE  
RIGHT LEG LENGTH IS 13"  
LEFT LEG LENGTH IS 12"  
CROWN IS 11° & 9" FROM EDGE

## \*OPTIONAL SPECIAL FEATURES

OPTIONAL 2 PINS (10-112-001) &  
2 CHAINS (1/4" CHAIN, 1,200 LBS  
36" LONG, W/HOOK)

\*AVAILABLE AT AN ADDITIONAL COST

## SPECIAL FEATURES

NONE

APPROVAL

I, THE UNDERSIGNED, AGREE THAT THE PRODUCT AS REPRESENTED SATISFIES DESIGN AND DIMENSION REQUIREMENTS. I ALSO ACKNOWLEDGE MY DUTY TO CONFIRM PRODUCT AND INSTALLATION COMPLIANCE WITH ALL APPLICABLE FEDERAL, STATE AND LOCAL REGULATIONS AND STANDARDS.  
**ALL SPECIAL UNITS ARE NON-RETURNABLE**  
[ ] As drawn [ ] As marked

Signed: \_\_\_\_\_ Date: \_\_\_\_\_

LEAD TIME WILL START UPON RECEIPT  
OF SIGNED APPROVAL DRAWING

DISTRIBUTOR'S NAME:		P.O.#
VESTIL MANUFACTURING		X
W.O.#		X
DRAWN BY: ADL	DATE: 12/21/05	SALES: X
REFERENCE: X	SCALE: 1:28	FILE NAME:
QUOTED LEAD TIME: X	QUOTE # X	10-007-058