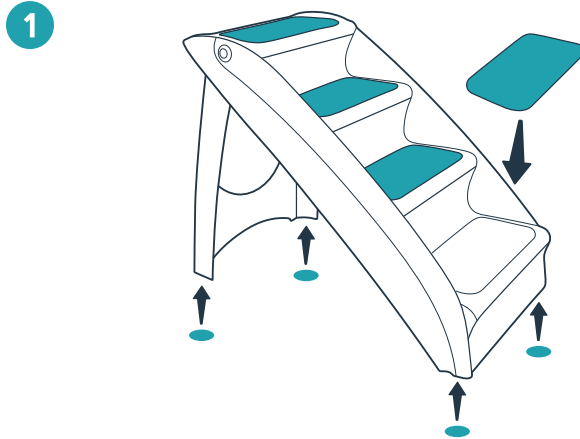


*Get started!*

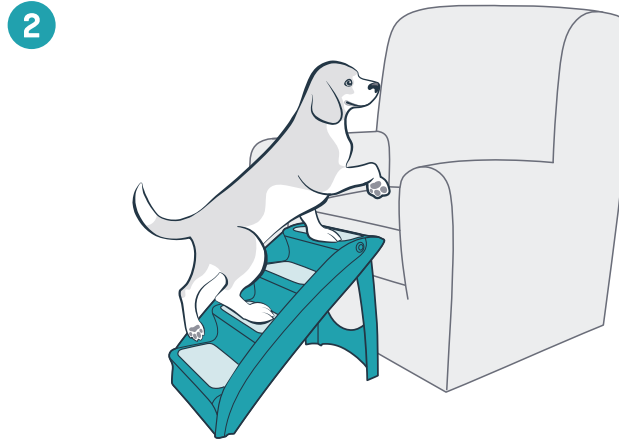


## FOLDING PET STEPS

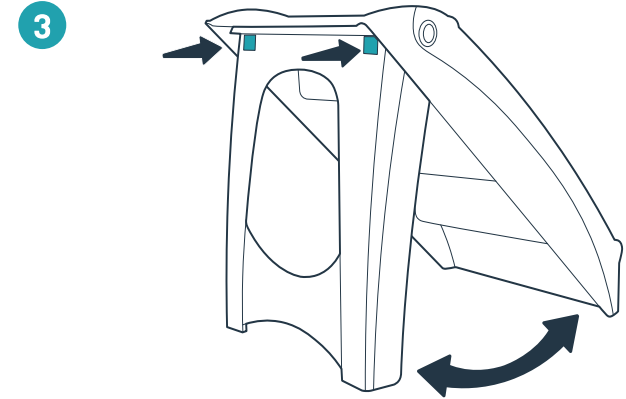
Let's reach new heights together.



1 Unfold the steps by pulling back on the leg until the locking tabs snap into place. Attach the adhesive-backed fabric treads and feet.



2 Offer treats to gently encourage your pet to practice walking up and down. With a little patience and lots of praise, your pet will soon be happy using the steps on his own!



3 To fold the steps for storage, press on both locking tabs and fold the leg under the steps.