



ELLAHOME

SKU#

CH50

Overall

48"L x 48"D x 40"H

Height measurement does not include chain or canopy.

Description

Intricate detailing and a bold wrought iron frame lend striking, modern artistry to this two-tier chandelier. This twenty-light chandelier is a dramatic addition to a formal dining room or entry with its sleek, circular shapes and delightful ambiance.

Materials

Wrought Iron











Watts per Socket/Item

9/180

Socket Type

E26

Finish Options

-  AB Antique Black
-  BB Bronzed Brass
-  DO Deep Ocean
-  DG Distressed Gray
-  FB Flat Black
-  GL Gold Leaf (+15%)
-  MB Metallic Bronze
-  MG Metallic Graphite
-  OW Oyster White
-  SL Silver Leaf (+15%)

Milian Chandelier



Number of Lights

20

Voltage

120V

Canopy Shape

Round

Chain Included

6'

Cord

9' Silver

Canopy

1" h x 6" dia.

Weight

90 lb

Bulbs not included

UL Listed