







ASSEMBLY INSTRUCTION

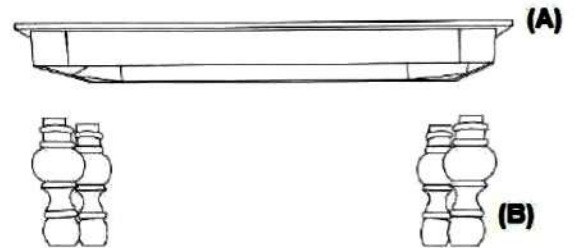
CVFNR4536

PARTS				HARDWARE			
S.NO.	PICTURE	DESCRIPTION	QTY	S.NO.	PICTURE	DESCRIPTION	QTY
A		WOODEN TOP	1	C		BOLT	8
B		WOODEN LEG	4	D		SPRING WASHER	8
				E		ALLEN WRENCH	1
				F		FLAT WASHER	8

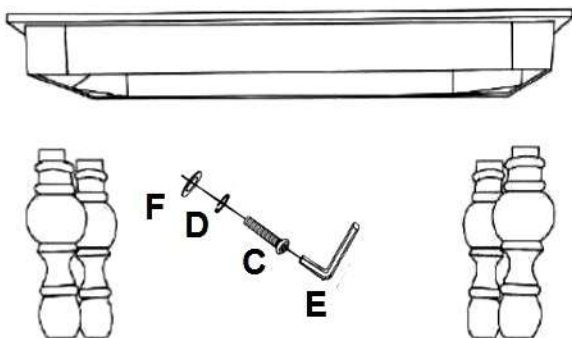
STEP-1



STEP-2



STEP-3



STEP-4

