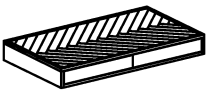


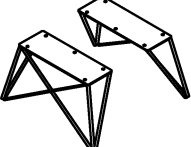


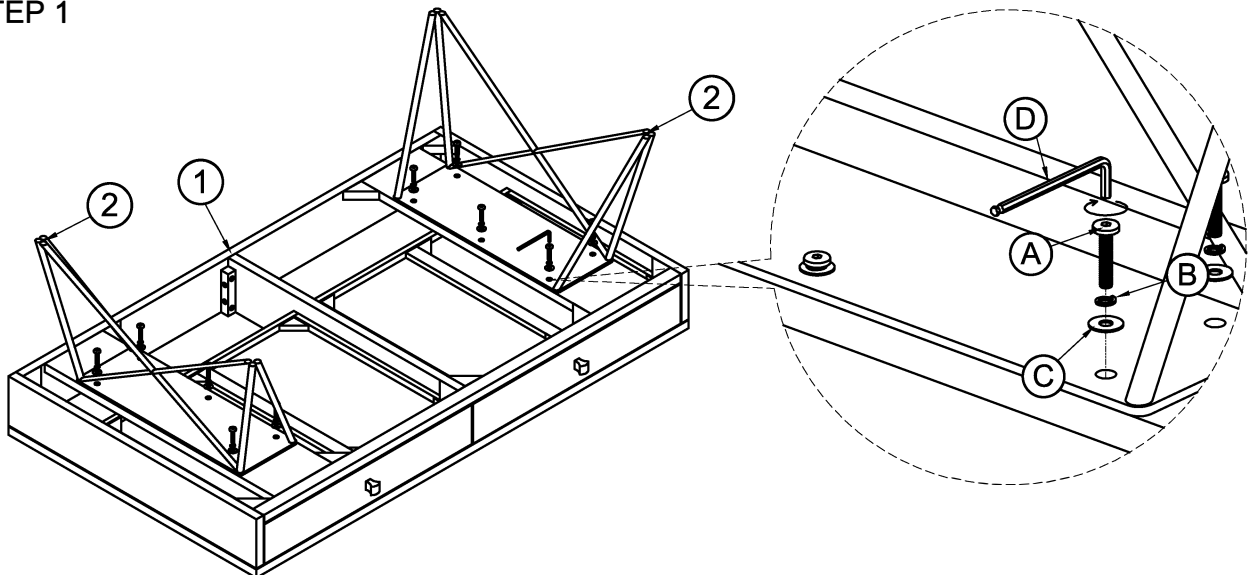


Assembly Instructions

Thank you for purchasing this quality product. Be sure to check all packing material carefully for small parts that may have come loose inside the carton during shipment. (Note: Loosely thread all screws/bolts first. Once the item is assembled then completely tighten.)

PARTS LIST:				HARDWARE LIST:				
No.	Description	Sketch	Quality	No.	Sketch	Description	Size	Quality
1	Top Table		1 Pc	A		Allen Head Bolt	Ø8x20mm	10 Pcs
				B		Lock Washer	Ø8xØ10mm	10 Pcs
2	Metal Legs		2 Pcs	C		Flat Washer	Ø8xØ19mm	10 Pcs
				D		Allen Key	4x110mm	1 Pc

STEP 1



FINISH

