


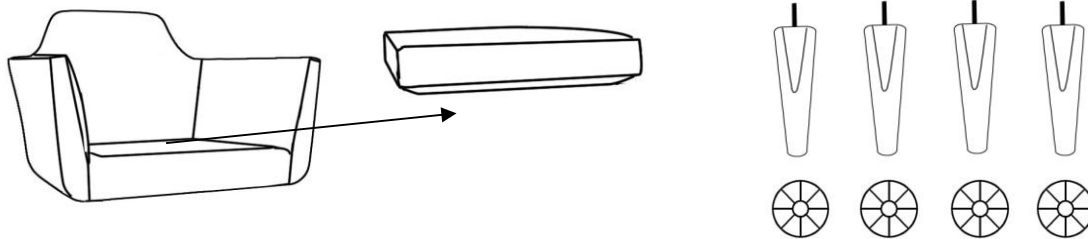


# ASSEMBLY INSTRUCTION

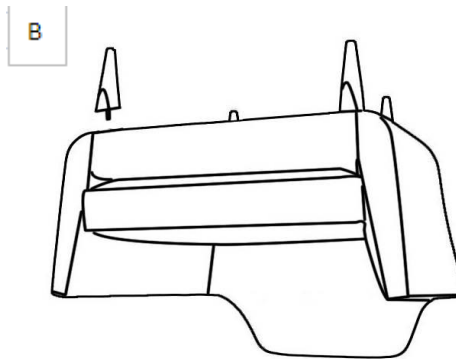
## Accent Chair

PARTS #	PARTS NAME	DRAWING	QTY
A	Chair		1
B	LEGS		4
C	PLASTIC WASHER		4

1. Take out Legs and plastic washer under the cushion



2. Screw in the feet (B) into the screw holes underneath the base using the plastic washers (C)



3. Level the chair and place the chair upright on a level surface.

