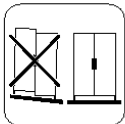
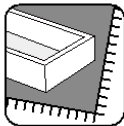
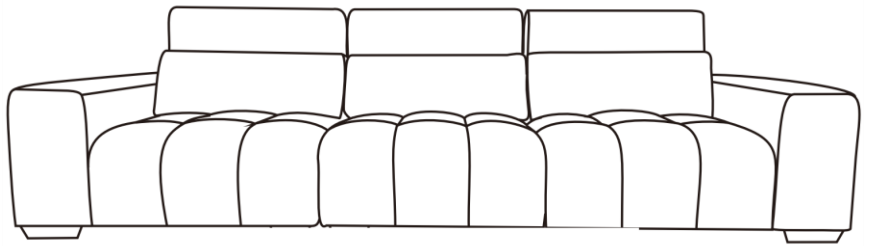




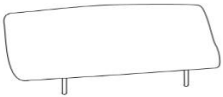

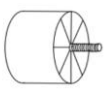


Assembly Instructions

S112&S113-3SEATER



Assembly Instructions

S112&S113-3SEATER

| No. | Description | Size | Picture | Qty | Ctn no. |
|-----|-------------|---------|---|-----|----------|
| 1 | Backrest | |  | 3 | 1/1 3PCS |
| 2 | Head pillow | |  | 3 | 1/1 3PCS |
| A | Bolt | M8*60MM |  | 8 | 1/1 8PCS |
| B | Middle Leg | H5CM |  | 1 | 1/1 1PCS |
| C | Leg | H5CM |  | 4 | 1/1 4PCS |
| D | Allen Key | L6 |  | 1 | 1/1 1PCS |
| | | | | | |

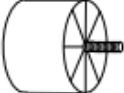
Assembly Instructions


S112&S113-3SEATER

1

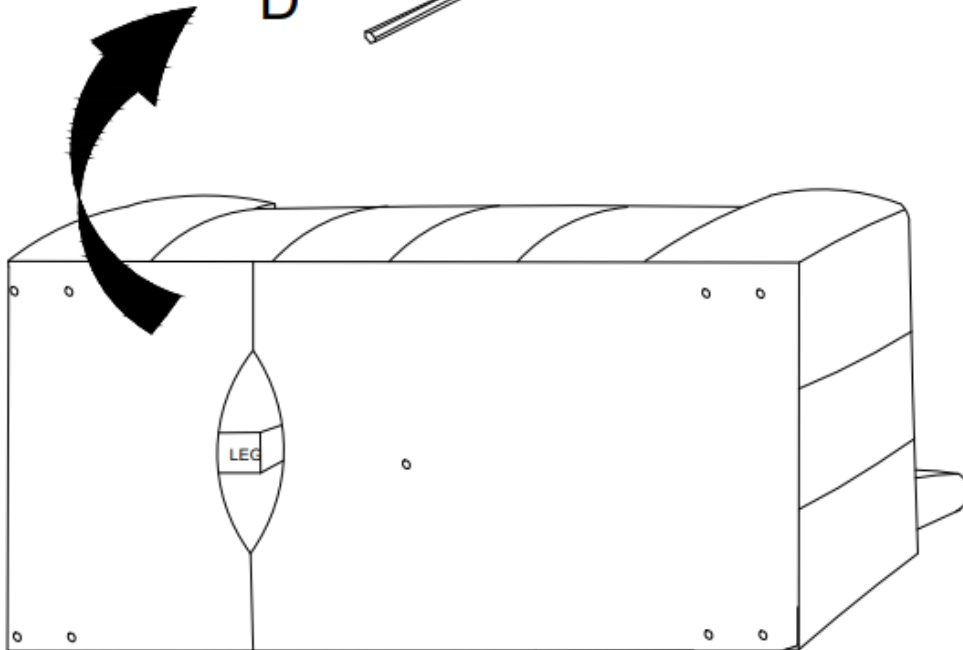
Take out the legs and hardware from the sofa bottom and assembly the legs accordingly

A  8PCS

B  1PC

C  4PCS

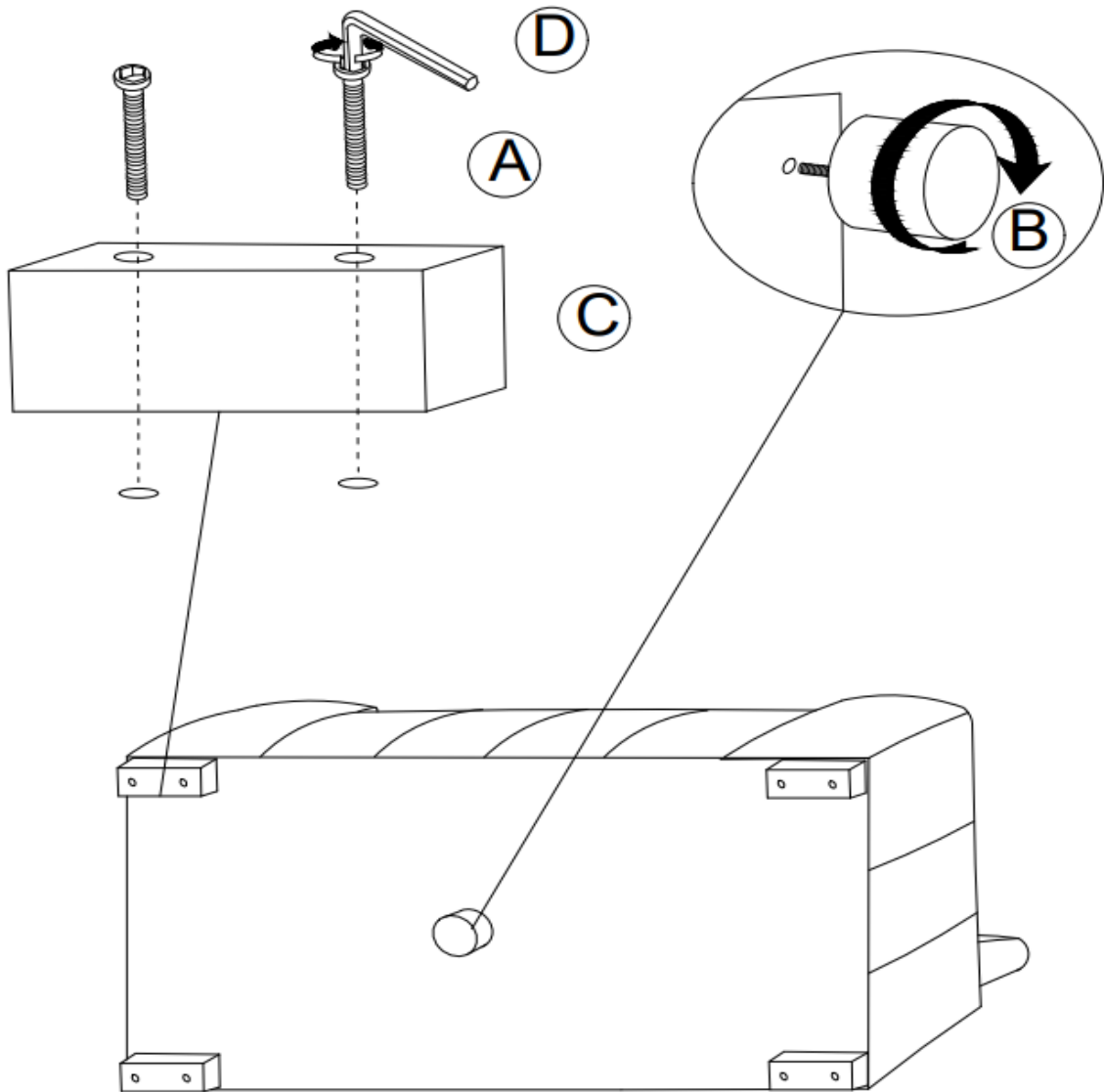
D  1PC



Assembly Instructions

S112&S113-3SEATER

2



Assembly Instructions

S112&S113-3SEATER

