

















ASSEMBLY INSTRUCTION

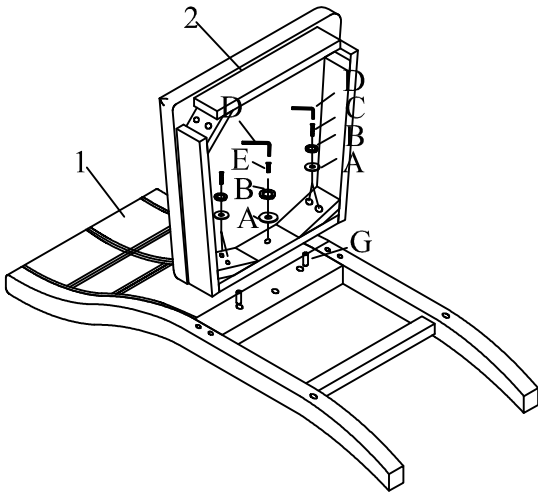


Do not tighten screws until completely assembled.

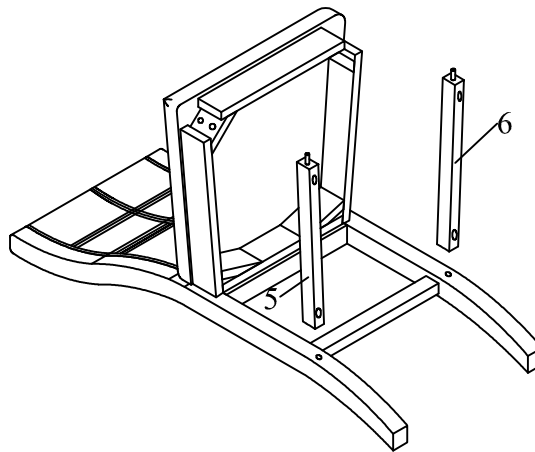
PARTS IDENTIFICATION			
NO	Part	Sketch	Quantity
1		Chair Back	1PC
2		Seat	1PC
3		Left Front Leg	1PC
4		Right Front Leg	1PC
5		Left Side Stretcher	1PC
6		Right Side Stretcher	1PC
7		Front Stretcher	1PC

HARDWARE LIST			
NO	Shape	Specification	Quantity
A		Flat Washer Ø5/16" x 22mm	9PCS
B		Lock Washer Ø5/16"	9PCS
C		Bolt Ø5/16" x3-1/4"	4PCS
D		Allen Wrench 5mm	1PC
E		Bolt Ø5/16" x1-3/4"	1PC
F		Bolt Ø5/16" x2-1/4"	4PCS
G		Mu Sun Ø10x30mm	2PCS
H		Long Flat Head Screw 1-1/2"	6PCS

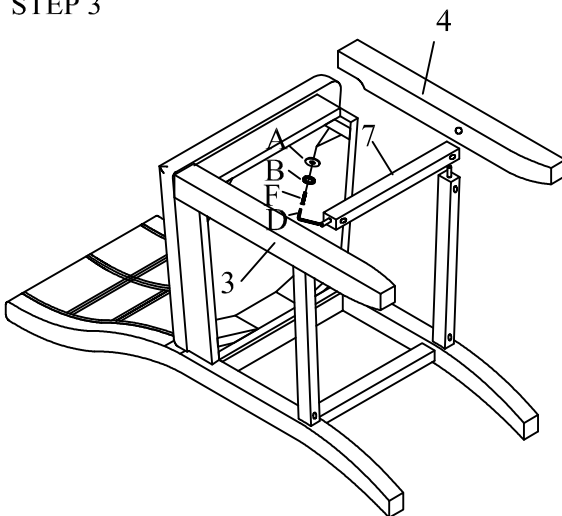
STEP 1



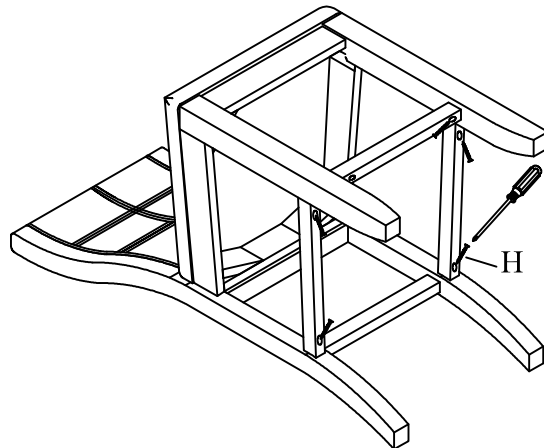
STEP 2



STEP 3



STEP 4



Do not tighten screws until completely assembled.