


# BUREAU

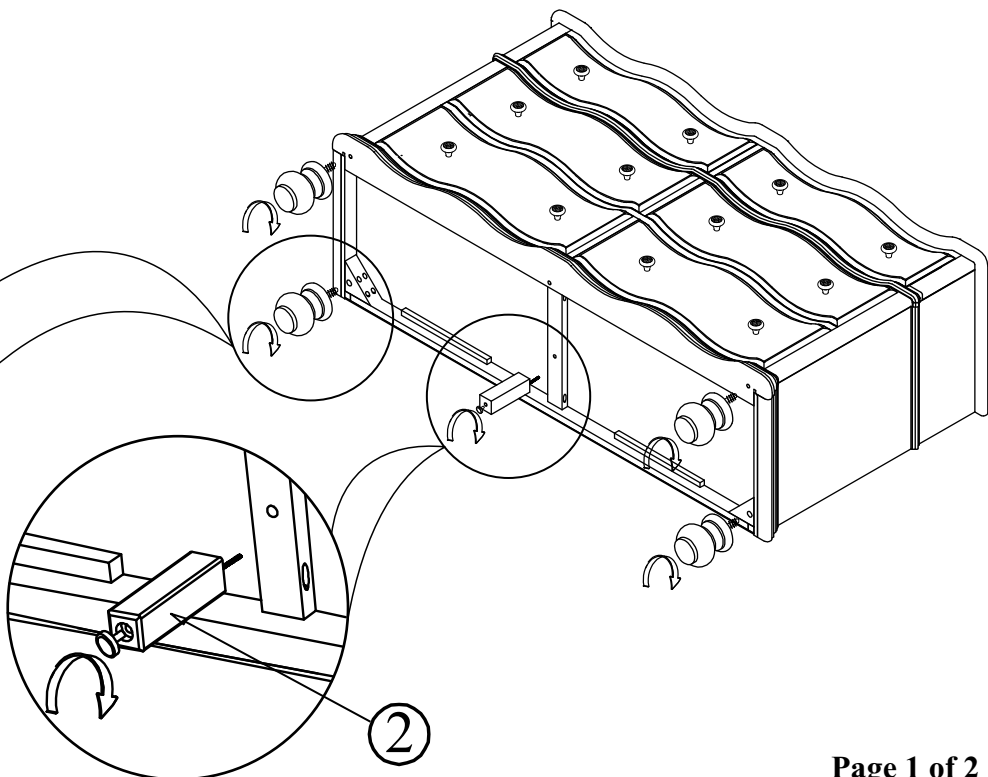
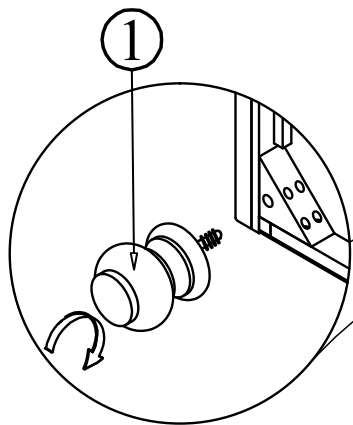
## Assembly Instruction

A. Components :	Qty
1. Bun Feet :	4 Pcs
2. Center Leg :	1 Pc

### STEP - 1








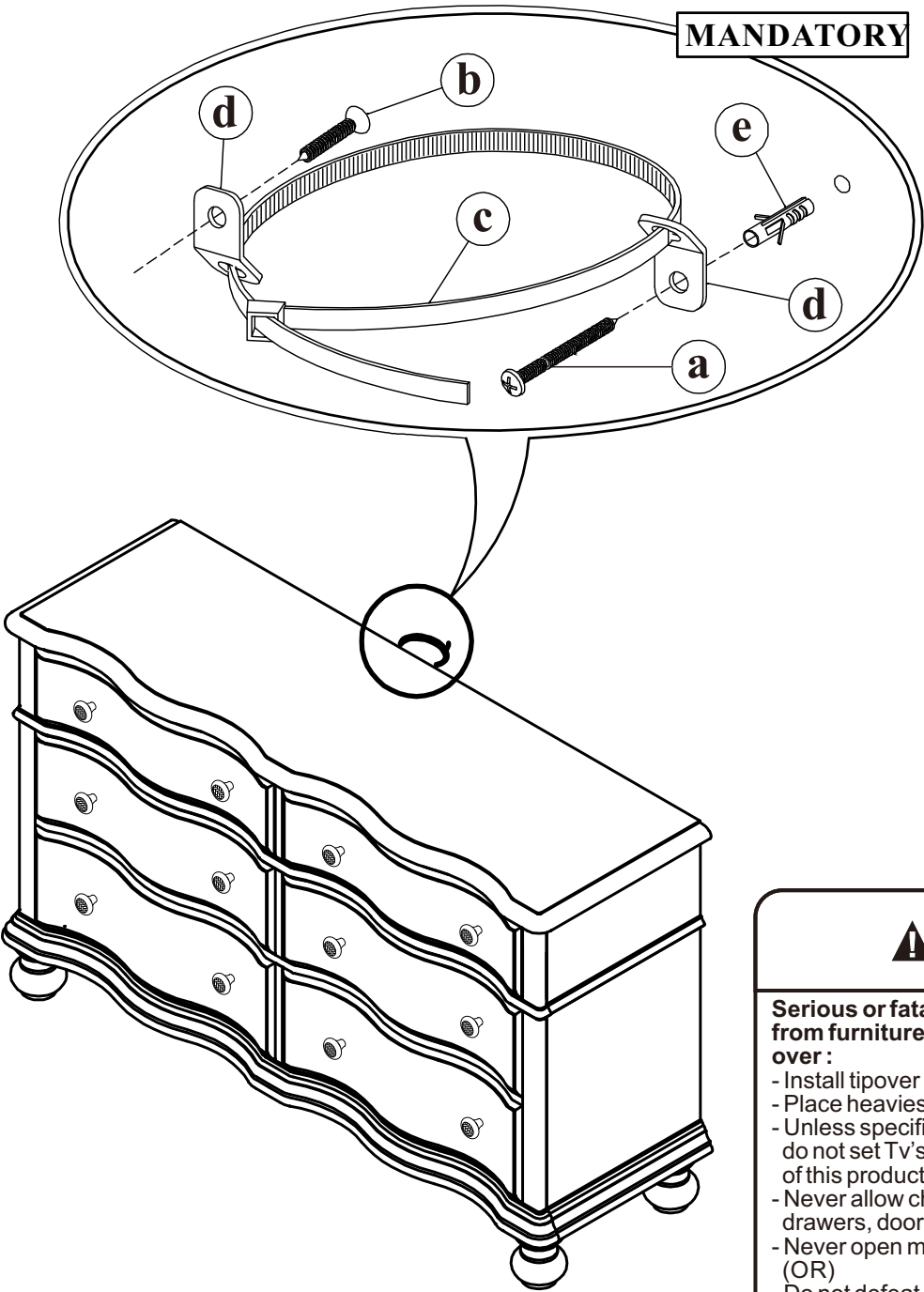
**BUN FEET  
INSIDE**



BUREAU

Assembly Instruction

A. Components :				B. Hardware :	
1. Bureau	Qty 1x			a. Screw ø8 x 2"	Qty 1 x
				b. Screw ø8 x 5/8"	1 x
				c. Restrain Strap	1 x
				d. Metal Tabs	2 x
				e. Plastic Wall Anchor	1 x



⚠ WARNING

Serious or fatal crushing injuries can occur from furniture tipover. To help prevent tip-over :

- Install tipover restraint provided.
- Place heaviest items in the lowest drawers.
- Unless specifically designed to accommodate, do not set Tv's or other heavy objects on top of this product.
- Never allow children to climb or hang on drawers, doors or shelves.
- Never open more than one drawer at a time.
- (OR)
- Do not defeat or remove the drawer interlock system.

Use of tip over restraints may only reduce, but not eliminate the risk of tip-over.  
*This is a permanent label. Do not attempt to remove.*