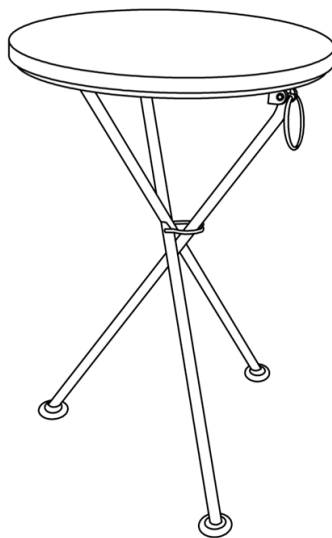


Operating Instructions

Caution : You must read this before you proceed

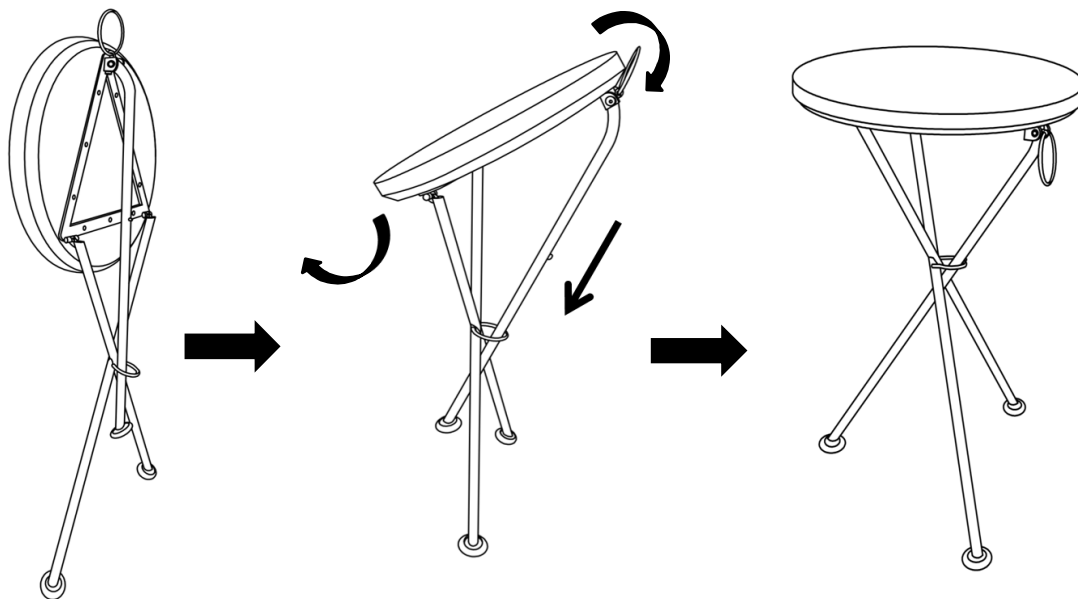
TABLE



CAUTION : This Table is NOT a TOY.
Keep your child / children at bay when opening or folding the Table.

Operating Instructions

Step 1

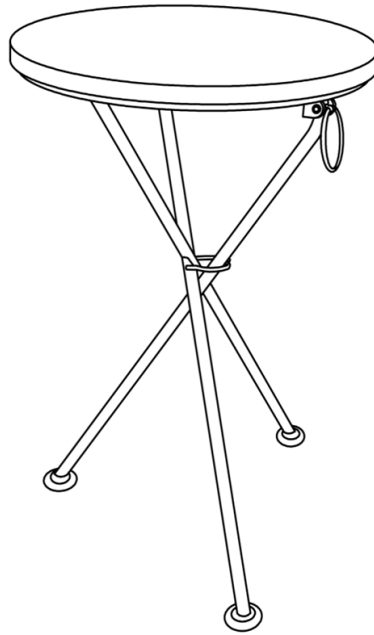


Position the table as shown.

To open, pull one end of the table face down with one hand and hold one end of the table with the other.

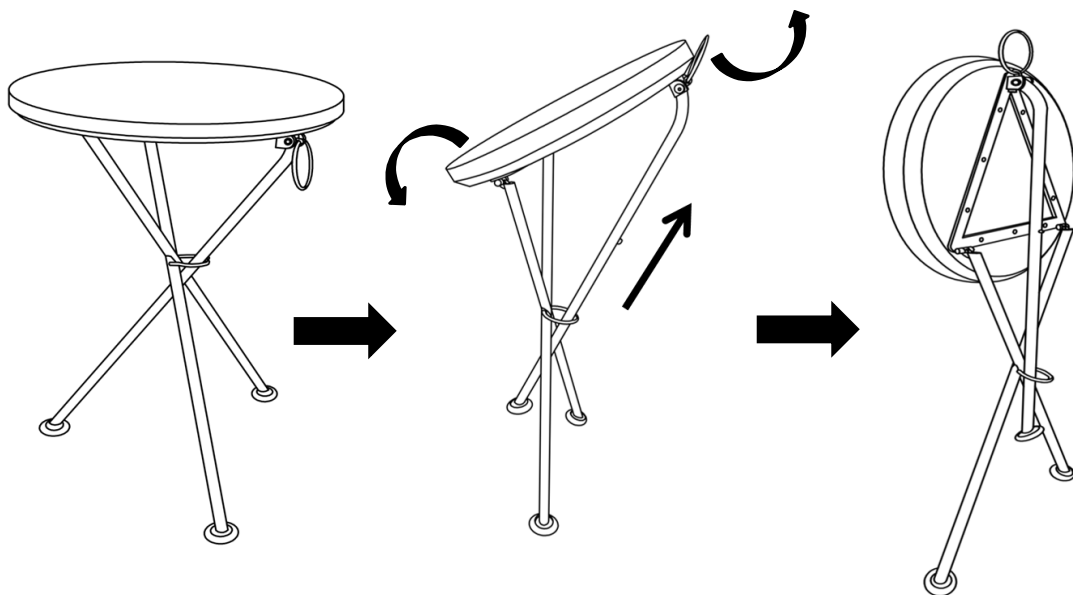
There is a downward foot pointed out by the arrows, until the table opens in place.

Step 2





















Your Table is ready for use.
This Table can only be used on a flat, level surface.



Step 3



To fold, pull one end of the table up with the arrows, hand until the table folds.
Note: There is an iron grip underneath the table, with hand to grasp and pull the table up as depicted.

Care & Maintenance

-   ● Do not put hot items directly on furniture surface
-   ● Do not clean furniture with harsh cleansers or polish.
-   ● Do not place furniture under direct sunlight.
-   ● Do not place furniture near heating or cooling vents.
-   ● Do not write on furniture without a padded barrier to protect the surface.
-   ● Do not place furniture outside . For indoor use only .
-   ● Not for commercial use. For residential use only .
-   ● Stains may be removed with mild soap solution and damp cloth.
-   ● Children should not climb or jump on the furniture.

-
-   ● Dust and pick-up spills using a clean, non-colored, lint-free cloth .