

ASSEMBLY INSTRUCTION

END TABLE

PART LIST:

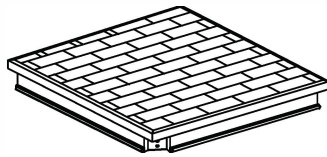






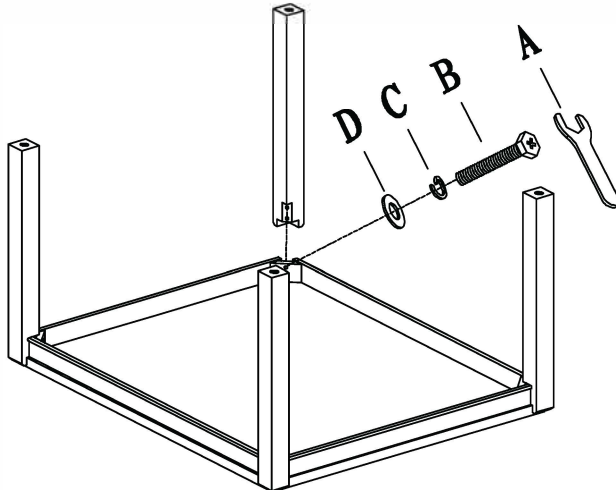
Table Top
1pc



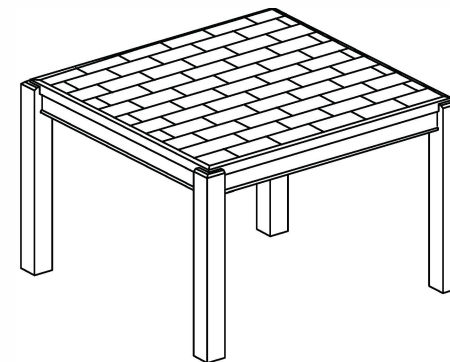
Table Leg
4pcs

HARDWARE LIST				
A		Allen Wrench	12mm	1 PC
B		Bolt	Ø5/16**3"	8 PCS
C		Spring Washer	Ø5/16**13.4mm	8 PCS
D		Flat Washer	Ø5/16**23mm	8 PCS

STEP 1



COMPLETED



For items use on wooden floor, hard surfaces or carpets, it is recommended to install protective pads under all legs and supports to avoid/prevent from damages/scratches and discoloration