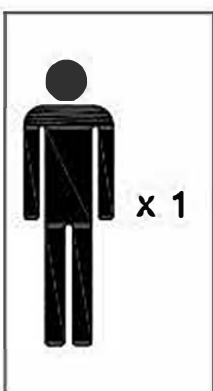
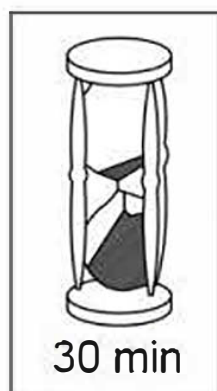


Hanging Porch Swing With Chain



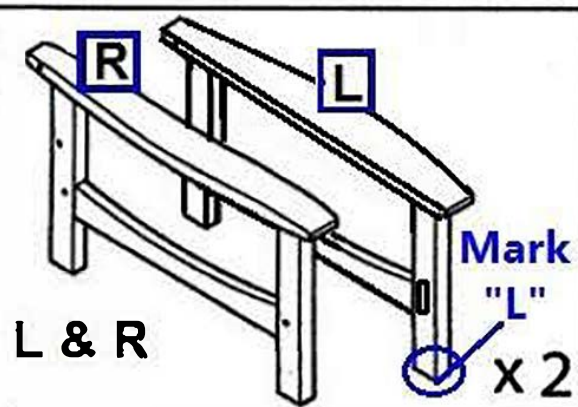

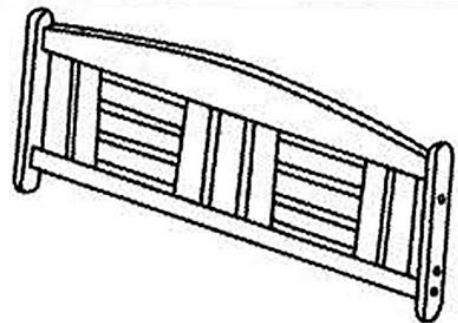

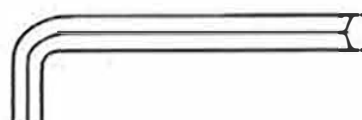

CARE INSTRUCTION:

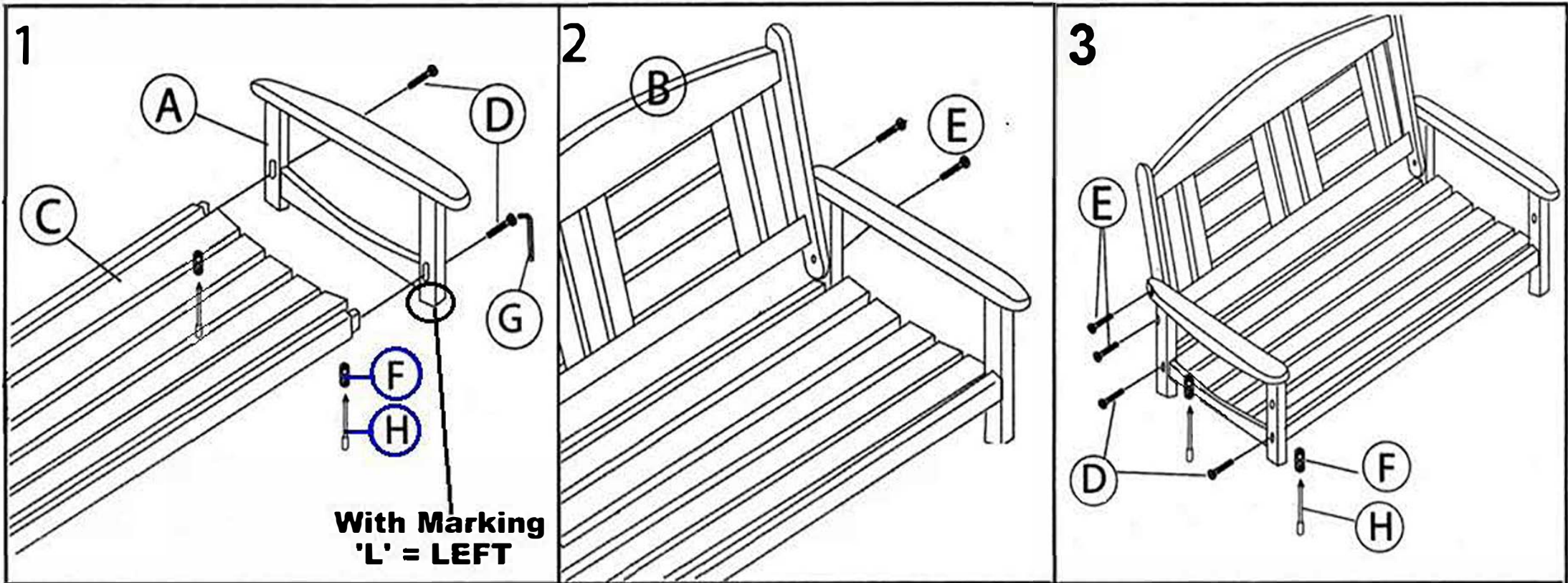
This Furniture was treated with teak oil at the factory. To maintain the original appearance, you need to treat with a suitable wood oil at least once a year. Left untreated, the wood will weather to a silvery grey.

As timber is a living product you may find that you need to periodically tighten any fittings.

Covering or storing your furniture to protect it from ice and snow will keep it looking even better for even longer!













PART 1 : Swing Bench Assembly

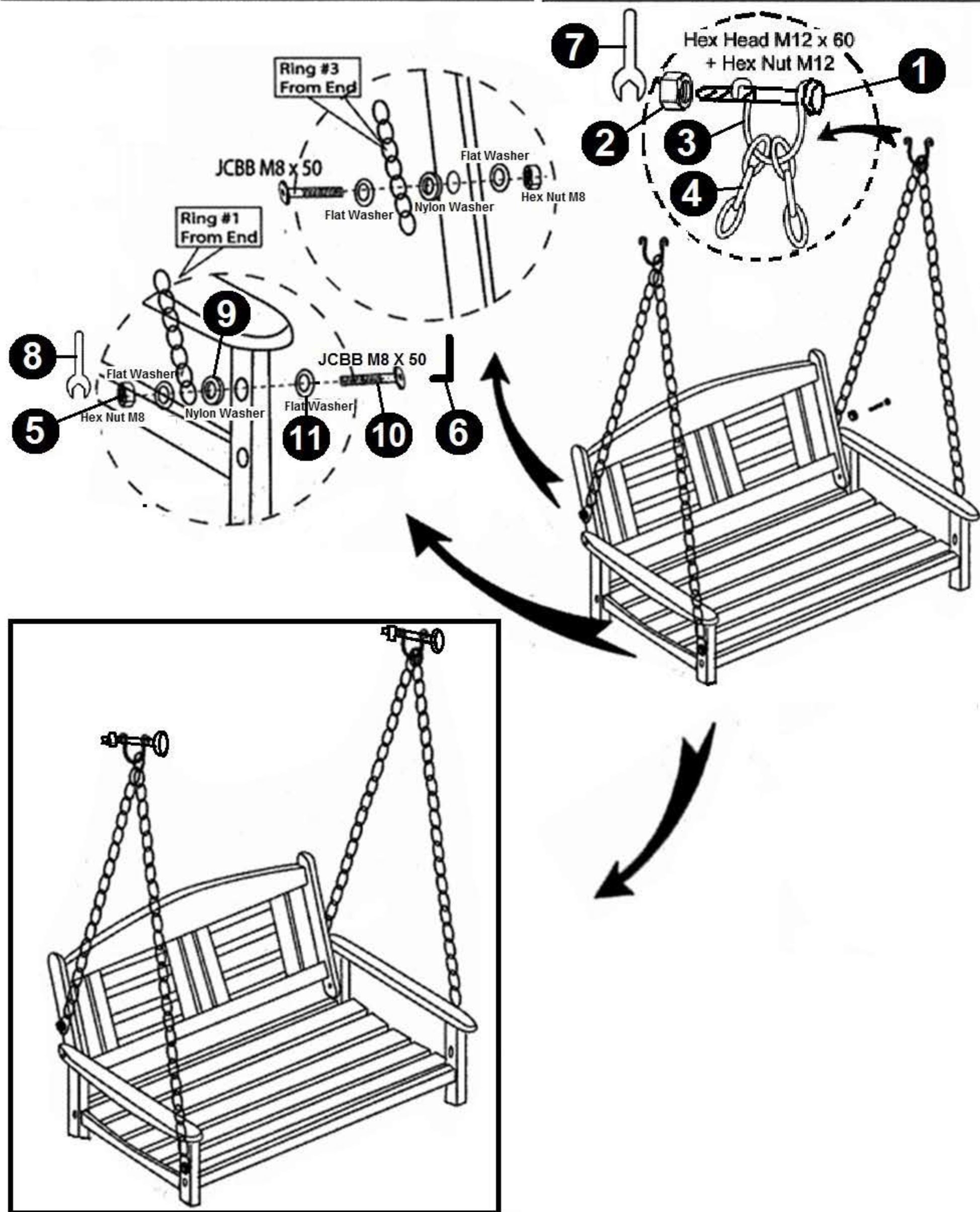
(A) 	(C)  x 1	(E) JCBC M6 x 40 x 4
(B)  x 1	(D) JCBC M6 x 60 x 4	(F)  x 4
		(G)  x 1
		(H)  x 1



* Do Not Tighten Any Bolt Until All Bolt Have Been Placed.

PART 2 : Swing Chain Assembly

HARDWARE			
1. Hex Head M12 x 60		- 2 pcs	
2. Hex Nut M12		- 2 pcs	
3. U Hook		- 2 pcs	
4. Chain : Short		- 2 pcs	
: Long		- 2 pcs	
5. Hex Nut M8		- 4 pcs	
6. Allen Key M5		- 1 pcs	
7. M19 Spanner		- 1 pc	
8. M13 Spanner		- 1 pc	
9. Nylon Washer		- 4 pcs	
10. JCBB M8x50mm		- 4 pcs	
11. Flat Washer (M8x22x12)		- 8 pcs	



* Do Not Tighten Any Bolt Until All Bolt Have Been Placed.