



# INSTRUCTION MANUAL

## JOYSIDE Tiki Umbrella

IF YOU PURCHASED THE TIKI UMBRELLA ONLINE AND  
HAVE ANY QUESTIONS OR CONCERNS  
PLEASE CONTACT US WITH EMAIL

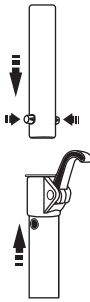


[service@joysidefurniture.com](mailto:service@joysidefurniture.com)

# Assemble Instruction :

## Simple installation

①



1. Put the two together

②



2. Push down the button fixed

③

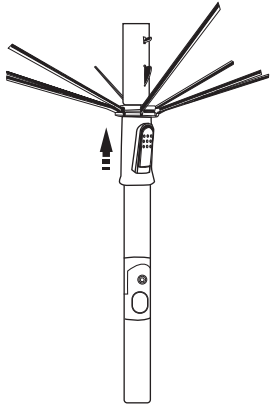


3. Assemble finished like this



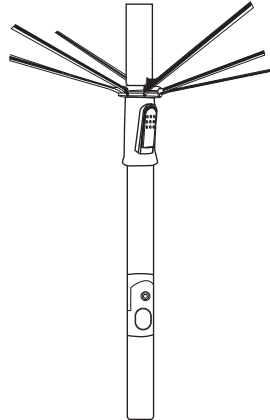
## How to open and adjust

①



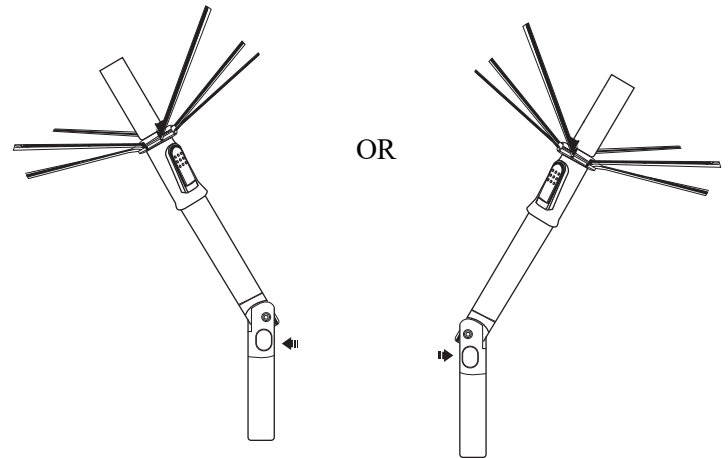
1. Push up the frame

②



2. Until the frame is upper than button

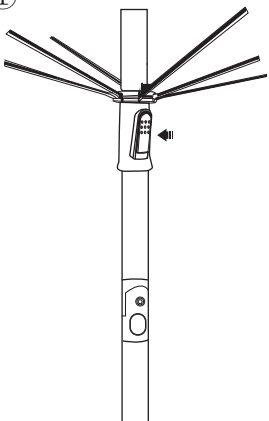
③



3. Push Button tilt positions to provide more angles of shade.

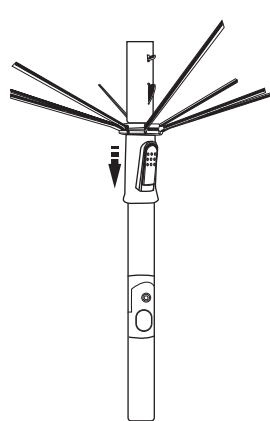
## How to Close

①



1. Push the button

②



2. Then close the Umbrella

③



3. Close finished