

# **Seven Roller Electric Hot Dog Machine**

HOTDG-V007

Operating Manual

---

# Important Information

If you do not understand these directions, or if you have any doubts about the safety of the installation, please contact our product support team at 309-278-5303 or [help@vivo-us.com](mailto:help@vivo-us.com) for further assistance. Check carefully to make sure there are no missing or defective parts. Failure to report missing parts within 30 days may result in denial of free replacement. Improper installation may cause damage or serious injury. Do not use this product for any purpose that is not explicitly specified in this manual. Do not exceed weight capacity. We cannot be liable for damage or injury caused by improper mounting, incorrect assembly or inappropriate use.

## Please Read:

- Before initial use, turn the temperature dial to maximum capacity to allow equipment to burn-in for 30 minutes. Equipment will then be ready for use.
- This product is only intended to heat **Precooked Foods** and hold at proper serving temperature.

## For Your Safety:

- All minors must be supervised while machine is in operation.
- This appliance is not intended for use by persons (including children) whose physical, sensory or mental capabilities may be different or reduced, or who lack experience of knowledge, unless such persons receive supervision or training to operate the appliance by a person responsible for their safety.
- Before using the machine, check moving parts for any binding or misalignment. Take note of any other conditions that may affect the operation of the product.
- This machine should only be used on a flat, stable work surface.
- Always ensure that this machine is plugged into a grounded outlet with the proper power supply available.
- Do not unplug the machine by pulling or tugging on the power cord. Firmly grasp plug and remove from outlet.
- Make sure machine is unplugged when conducting any maintenance or repair. A qualified technician should always be perform service or repair.
- Never use the machine while under the influence of drugs or alcohol.
- Be cautious of sharp edges.
- Do not use machine in ways for anything other than its intended use. Do not modify this product.
- Monitor food temperatures closely. The FDA recommends an internal temperature of  $\geq 140^{\circ}\text{F}$  ( $60^{\circ}\text{C}$ ) to help prevent bacteria growth.

---

---

## Need Help? We're Here For You

*US-Based Customer Support from Trained Professionals*

**Monday-Friday from 7am-7pm CST**

**Saturday 8am-4pm CST**



**Email Us**

[help@vivo-us.com](mailto:help@vivo-us.com)



**Chat with Live Agent**

[www.vivo-us.com](http://www.vivo-us.com)



**Give Us a Call**

309-278-5303 ext. 1



**Assembly Video & Product Info**

[www.vivo-us.com/products/hotdg-v005](http://www.vivo-us.com/products/hotdg-v005)

# Warning

**Failure to read the following warnings may result in personal injury or property damage:**



## **WARNING: CHOKING HAZARD**

SMALL PARTS - NOT FOR CHILDREN UNDER 3 YEARS. ADULT SUPERVISION IS REQUIRED.



## **WARNING: DO NOT USE DETERGENT TO CLEAN**

ANY REMAINING RESIDUE WILL POLLUTE THE HOT DOGS.



## **WARNING: HOT SURFACES**

THIS PRODUCT IS CAPABLE OF REACHING VERY HIGH TEMPERATURES. TO AVOID FIRE OR BURNS, PLEASE READ THE FOLLOWING INSTRUCTIONS CAREFULLY:

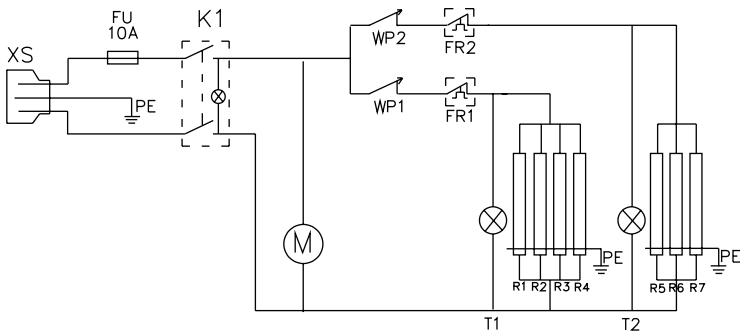
- ALWAYS KEEP MACHINE UPRIGHT WHEN STORING AND TRANSPORTING
- TURN OFF, UNPLUG AND ALLOW MACHINE TO COOL BEFORE CLEANING OR MOVING
- NEVER TOUCH HOT FOOD, LIQUID OR HEATING SURFACES WHILE EQUIPMENT IS HEATED OR OPERATING
- DO NOT OPERATE MACHINE NEAR EXPLOSIVE ATMOSPHERES, SUCH AS IN THE PRESENCE OF FLAMMABLE LIQUIDS, GASES OR DUST



## **ELECTRICAL SAFETY INSTRUCTIONS**

THIS PRODUCT IS POWERED BY ELECTRICITY. IN ORDER TO AVOID BURNS, FIRE AND ELECTRIC SHOCK, PLEASE READ THE FOLLOWING INSTRUCTIONS CAREFULLY.

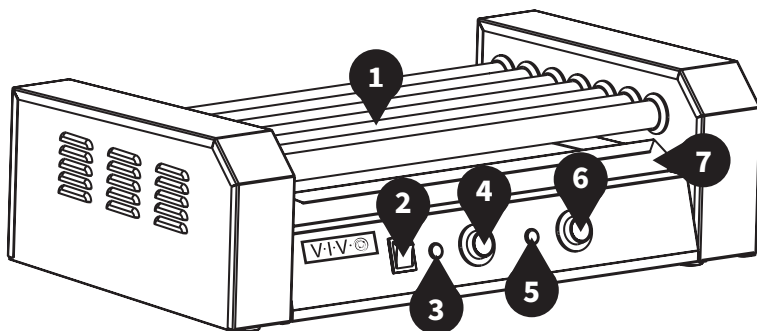
- DO NOT CLEAN PRODUCT WHILE POWER IS CONNECTED.
- DO NOT DISASSEMBLE OR REPLACE COMPONENTS WHILE POWER IS CONNECTED.
- NEVER OPERATE THE SYSTEM WITH A DAMAGED CORD OR PLUG.  
PLEASE CONTACT YOUR SELLER TO REPLACE DAMAGED PARTS.
- NEVER OPERATE SYSTEM IN DAMP ENVIRONMENTS OR IF ANY ELECTRICAL COMPONENTS HAVE MADE CONTACT WITH LIQUIDS.
- ALTERATIONS OF THE GIVEN POWER UNIT ARE NOT ALLOWED.
- OUTDOOR USE IS PROHIBITED.



### **Key:**

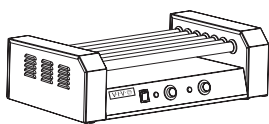
M:	Motor
XS:	Power Plug
FU:	Fuse
K1:	Power Switch
WP1-WP2:	Thermostat
FR1-FR2:	Temperature Limiter
T1-T2:	Heating Indicator Light
R1-R7:	Heating Tube

# Overview



- 1 Rollers**  
Heated cylinders that spin to heat the hot dogs evenly.
- 2 Power Switch**  
Turns the power on or off.
- 3 Front Heat Indicator**  
Lights when the heat of the front four rollers is increasing. Turns off when the set temperature is reached.
- 4 Front Temperature Dial**  
Controls the temperature of the front four rollers.
- 5 Back Heat Indicator**  
Lights when the heat of the back three rollers is increasing. Turns off when the set temperature is reached.
- 6 Back Temperature Dial**  
Controls the temperature of the back three rollers.
- 7 Drip Tray**  
Collects the liquids released from the hot dogs.

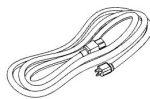
## Package Contents



**A** (x1)  
Hot Dog Roller



**B** (x1)  
Drip Tray



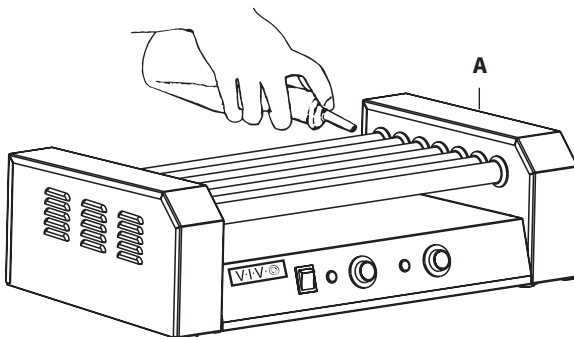
**C** (x1)  
Power Cable



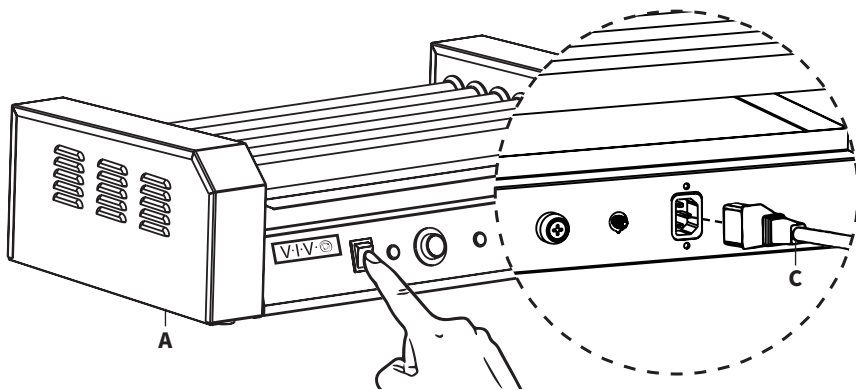
**D** (x1)  
Tongs

## Before Use

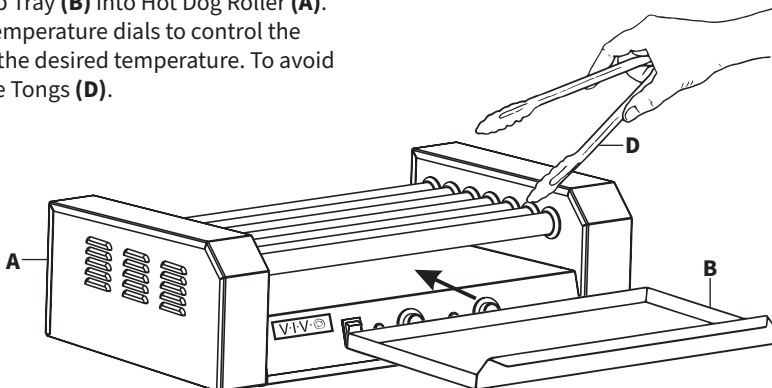
Add a small amount of vegetable oil on both ends of the rollers on Hot Dog Roller (A). This will allow the rollers to spin smoothly. Avoid using non-stick sprays.



Plug Power Cable (C) into Hot Dog Roller (A) and flip the **Power Switch** to the ON position.



Insert Drip Tray (B) into Hot Dog Roller (A). Use the temperature dials to control the rollers to the desired temperature. To avoid injury, use Tongs (D).



# Maintenance



## **WARNING: ROLLERS WILL BE HOT**

Allow hot surfaces to cool before handling to prevent personal injury.

## **Cleaning**

To maintain product appearance and longevity of service, clean equipment after each use.



## **DO NOT IMMERSE IN WATER**

Immersing the machine in water may cause product damage.

### **1. Power Off**

Make sure the machine is powered off and the power cord is unplugged.



### **2. Cleaning the Rollers**

Use a clean, dry cloth to wipe the rollers.



### **3. Cleaning the Exterior & Drip Tray**

Use a damp cloth or sponge dipped with soapy water to wipe the exterior and the Drip Tray.



### **4. Drying**

Thoroughly dry all equipment using a clean, dry cloth.

## **Storage**

After use, store machine in a dry place away from moisture and flammable materials, fumes and chemicals for preservation. Cover the machine for long term storage to avoid dust buildup.

# Product Specifications

---

---

Model	HOTDG-V007
Material	Stainless Steel
Heating Power	900W
Electric Voltage	110V
Frequency	60 Hz
Temperature Scope	32°F - 482°F
Roller Quantity	7



## Need Help? **We're Here For You**

Monday-Friday from 7am-7pm CST

Saturday 8am-4pm CST



Email Us  
[help@vivo-us.com](mailto:help@vivo-us.com)



Chat with Live Agent  
[www.vivo-us.com](http://www.vivo-us.com)



Give Us a Call  
309-278-5303 ext. 1



VIVO-us



@vivo\_us



@VIVOus



VIVO