




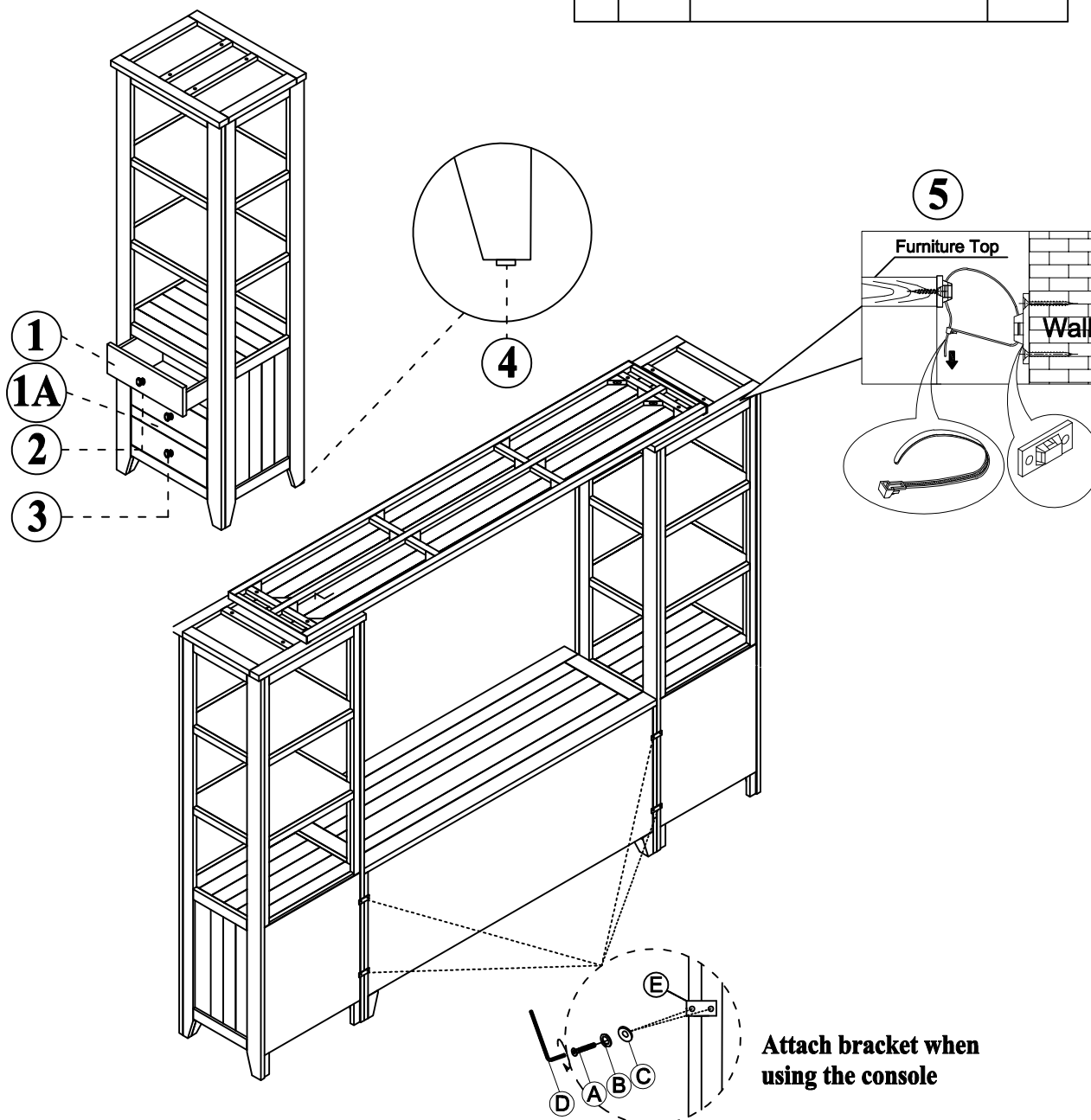


ASSEMBLY INSTRUCTIONS & PARTS IDENTIFICATION

Thank you for purchasing this quality product. Be sure to check all packing material carefully for small parts that may have come loose inside the carton during shipment.

Parts key			
No	Code	Q'ty	Description
1	A	1 Pc	Top Drawers
1A	B	1 Pc	Bottom Drawers
2	C	2 Pcs	Drawer Glide
3	D	3 Pcs	Knob W/ Screw
4	E	4 Pcs	Levelers
5	F	1 Set	Anti- Tip Kit

Hardware Kit			
No		Description	Q'ty
A		Bolt Ø6.3 x 20	4 pcs
B		Lock washer Ø6.3	4 pcs
C		Flat washer Ø6.3	4 pcs
D		Allen key	1 pc
E		Metal Bracket	2 pcs



Attach bracket when using the console