

# Installation

## Hardware List

## Hardware List



Bottom panel

1



Backrest

1



Armrest

1



Seat cushion

1



Support rods

4



Legs

4



8x25mm screws

4




Connecting piece

1



Screw the sofa Legs into the reserving holes on the bottom panel.



Fasten the support rod to the bottom panel.


3




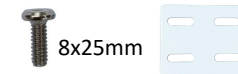
Note that the zipped side of the armrest faces the backrest.



4 Place the seat cushion on the half done seat unit to complete seat installation. Note that the zipped side of the Seat cushion faces the backrest.



5 Use 8x25mm screws and connecting pieces to fix seats together according to the reserved screw holes if connecting seats are preferred. First screw in the two screws on one side (note not to tighten them completely), then slightly lift the bottom panel on the other side as shown in the figure, and screw in the other two screws. Then level the panels and tighten the 4 screws completely.



# Installation

## Hardware List

## Hardware List



Bottom panel

1



Backrest

1



Armrest

1



Seat cushion

1



Support rods

4



Legs

4



8x25mm screws

4



Connecting piece

1

1



Screw the sofa Legs into the reserving holes on the bottom panel.

2



Fasten the support rod to the bottom panel.


3



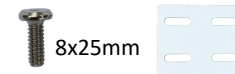
Note that the zipped side of the armrest faces the backrest.



4 Place the seat cushion on the half done seat unit to complete seat installation. Note that the zipped side of the Seat cushion faces the backrest.




5 Use 8x25mm screws and connecting pieces to fix seats together according to the reserved screw holes if connecting seats are preferred. First screw in the two screws on one side (note not to tighten them completely), then slightly lift the bottom panel on the other side as shown in the figure, and screw in the other two screws. Then level the panels and tighten the 4 screws completely.



# Installation

Hardware List		Hardware List	
	Bottom panel	1	
	Legs	4	
			
			Seat cushion
			1

1



Screw the sofa feet pads into the reserving holes on the bottom panel.

2



Align the Velcro on the seat cushion and on the bottom panel and attach them together.