

#### Features

- Single handle controls both on/off activation and temperature settings.
- 5-7/8" (149 mm) spout reach.
- 1.2 gpm (4.5 lpm) maximum flow rate at 60 psi (4.14 bar).
- KOHLER® ceramic disc valves exceed industry longevity standards, ensuring durable performance for life.
- Metal pop-up drain with lift rod and tailpiece.
- Coordinates with other products in the Avid collection.

#### Material

- Premium metal construction for durability and reliability.
- KOHLER finishes resist corrosion and tarnishing.

#### Installation

- Single hole.
- Pre-attached flexible supply lines simplify installation.

#### Recommended Products/Accessories

K-23726 Drain treatment  
K-23723 Faucet cleaner



ADA

CSA B651

OBC

#### Codes/Standards



ASME A112.18.1/CSA B125.1  
NSF/ANSI 61  
NSF/ANSI 372  
All applicable US Federal and State material regulations  
DOE - Energy Policy Act 1992  
EPA WaterSense®  
California Energy Commission (CEC)  
ADA  
ICC/ANSI A117.1  
CSA B651  
OBC

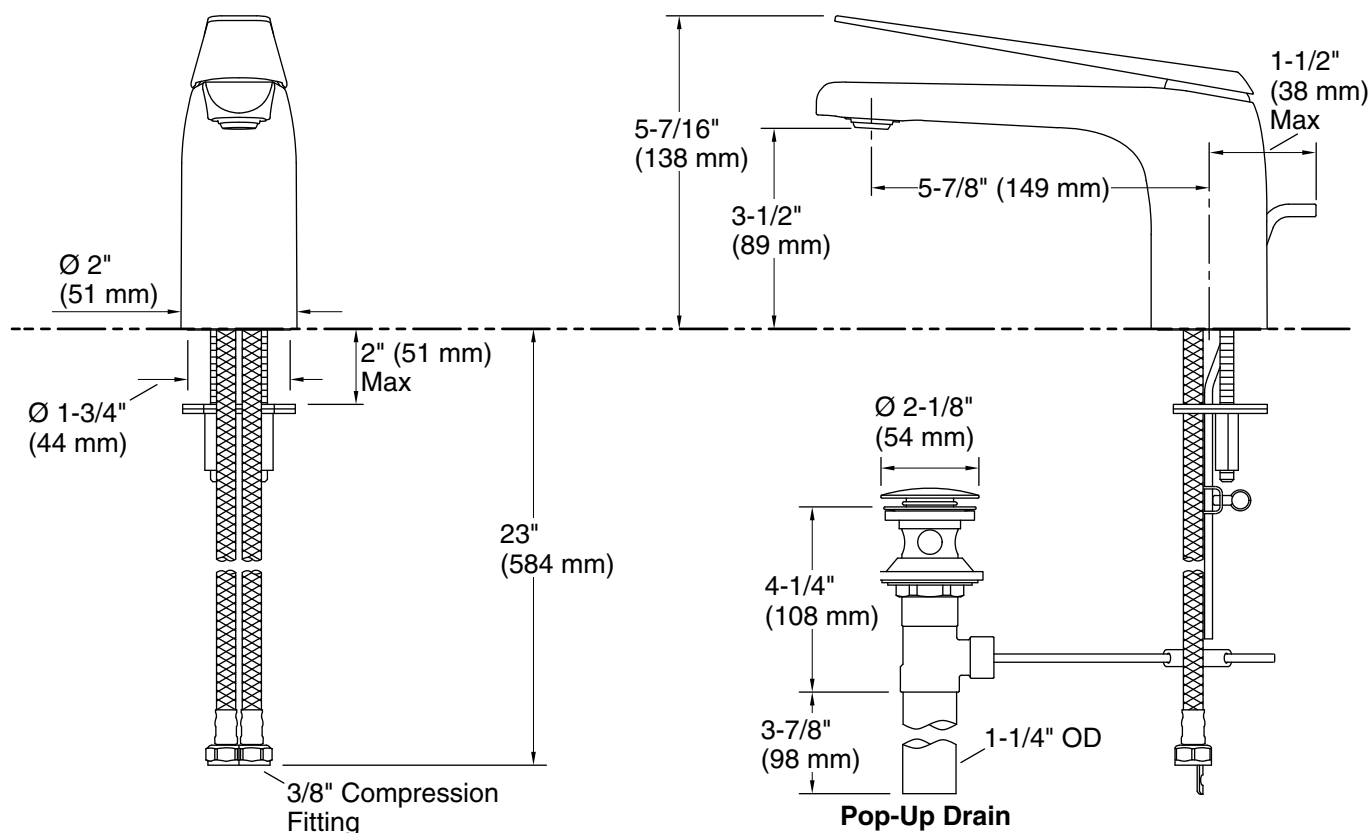
#### KOHLER® Faucet Lifetime Limited Warranty

See website for detailed warranty information.

#### Available Colors/Finishes

*Color tiles intended for reference only.*

Color	Code	Description
	CP	Polished Chrome
	BN	Vibrant® Brushed Nickel



#### Technical Information

All product dimensions are nominal.

#### Faucet:

Flow rate: 1.2 gal/min (4.5 l/min)

Pressure: 60 psi (4.1 bar)

Valve body: Cast brass

Drain included: Yes

Drain with overflow: Yes

Drain tailpiece included: Yes

#### Spout:

Spout reach: 5-13/16" (148 mm)

#### Notes

Install this product according to the installation instructions.

ADA, OBC, CSA B651 compliant when installed to the specific requirements of these regulations.