

USER MANUAL

Read, understand, and follow guideline in this manual before using your trampoline.

WEB: www.exacme.com

PHONE: 1-323-597-1109 / **E-MAIL:** sales@exacme.com

LOCATION: Newacme LLC, 2808 Vail Ave Commerce, CA, 90040



Certified by ASTM (U.S.).

*Not for commercial use

*Not recommend for children under 6 years old

6180-CP

CONTENT

01. PURCHASE GUIDE

02

02. PART LIST

03

03. ASSEMBLY

03

04. CARE AND MAINTENANCE

04

05. WARRANTY

05

06. RETURN

05

07. CUSTOMER SUPPORT

06

IMPORTANT

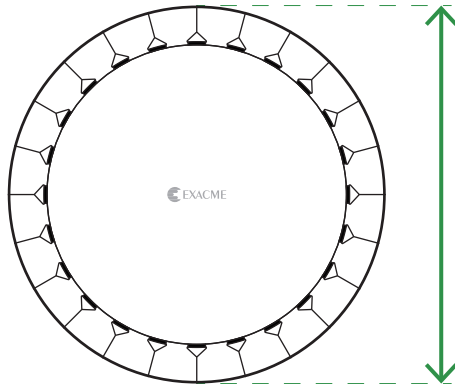
- If you have any questions, suggestions, and (or) comments, please feel free to contact us at your earliest convenience. Exacme Customer Support are standing behind to help all the time. You are promised to receive a reply in 24 hours.
- Check the Spam, your Message Settings if you do not receive a reply as it probably is blocked. Our Customer Support will always get back to you no later than the timeframe.
- Add the following email address to your contact list in case of any blocking.
- Email: sales@exacme.com.




- Trampoline use is not recommended without the frame pad installed. The frame pad is designed to reduce the possibility of injury by protecting the user from coming into contact with the frame and springs of the trampoline.
- It is very important that you properly and securely attach the frame pad to the frame, and that it is in the correct position prior to using the trampoline.

01 PURCHASE GUIDE

Measuring Guide



Trampoline Frame Size: Measure frame from one outside edge vertically and horizontally to the other outside edge.



Unstretched Spring Length: Take off 2 springs and measure from hook to hook.

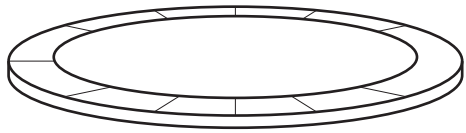

Size Chart

Model	Pad Outside Diameter	Fit Trampoline Model	
		Frame Diameter	Spring Length
8'	8'	8'	5.5"
10'	10'	10'	5.5"
12'	12'	12'	5.5"-7"
13'	13'	12'6"-13'	5.5"-7"
14'	14'	13'6"-14'	5.5"-7"
15'	15'	14'6"-15'	5.5"-7"
16'	16'	15'6"-16'	5.5"-7"

Important:

- The pad size should be matched with the trampoline frame size, not the jumping mat diameter.
- Fit trampoline with up to 7" long springs only. It will NOT fit if you have springs larger than 7".

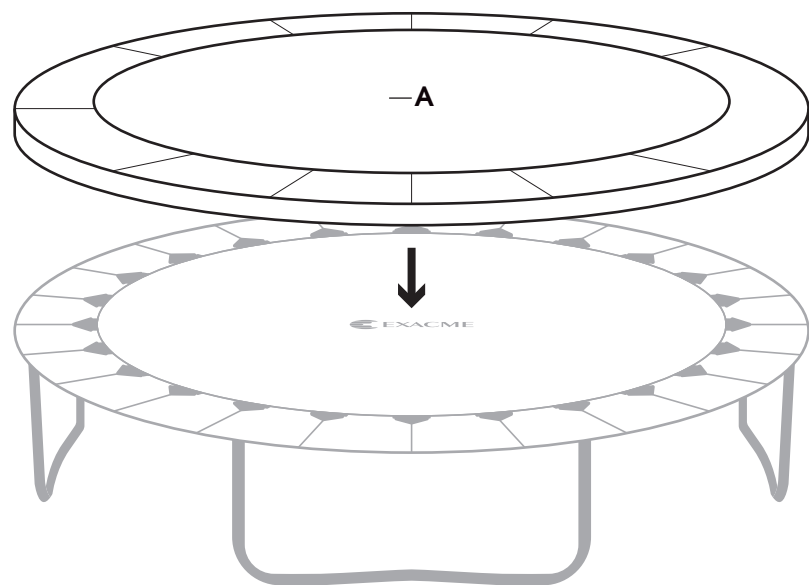
02 PART LIST

A  <p>Spring Cover x1</p>	B  <p>Ball bungee cord x (6 or 12)</p>
---	--

03 ASSEMBLY

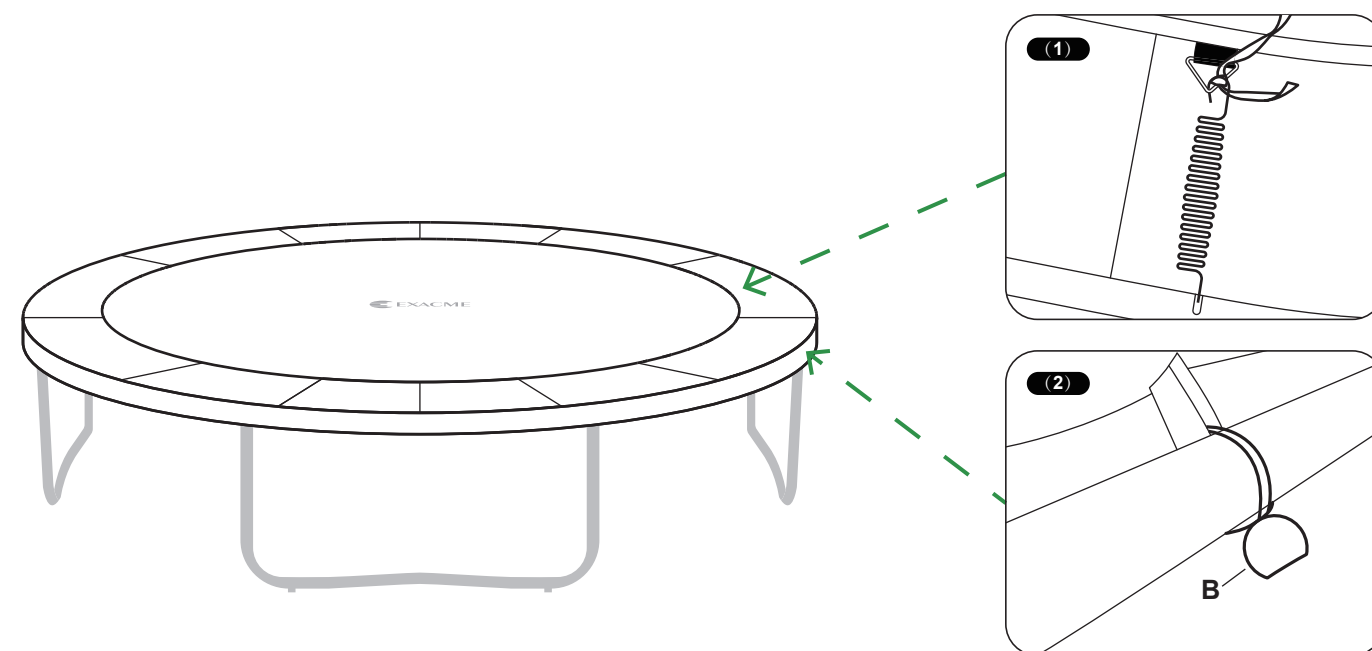
Step 1

Lay out the spring cover around the outer page covering all the springs.



Step 2

- (1). Inner side: Tie to the triangle rings of the jumping mat.
- (2). Outer side: Attach to the frame rails with the ball bungee cord (-B).



04 CARE AND MAINTENANCE

- We recommend the trampoline spring cover be removed if snow or ice is anticipated.
- Careful cleaning of the cover with a soft bristle broom. Do not use harsh chemicals, or abrasive cleaning implements or brushes.
- Ensuring it is completely dry before packing it away.

05 WARRANTY

- 1-year limited warranty for the spring cover, 3-month for storage bag from the purchase date.
- This warranty covers defects in workmanship and materials.
- EXACME does not cover the product which have been abused, altered, misused, cut. Ordinary wear and fading of pad is not covered, as we cannot control the type of environment your trampoline is put under.
- Warranty applies to the original retail purchaser only. Third-party purchases are not covered.
- EXACME will pay standard shipping rates on all warranted parts within warranty period. We can also sell you replacement part for a discount price when your item is out of warranty.

06 RETURN

Return & Exchange Policy

All of items come with a 30-day return/exchange policy.

Return Shipping Cost:

- During this time, we will cover the shipping cost of return for defective and damaged item, through provide pre-paid return label for customer's convenience.
- Customer shall be responsible for any return shipping cost for the reason of ordered by mistake, no longer needed, ect.
- A 20% restocking fee will be applied if items returned due to being refused by the customer or deemed undeliverable by freight carrier. The fees will be deducted directly from refund of your order.

Kindly Note




- Returns must be shipped within 30 days of delivery in "as new" condition in the original packaging. If the original packaging is not available, the newly found packaging needs to meet the UPS/FedEx size standard: (width+ height) * 2+ length< 128.
- Please do not purchase shipping label by yourself for a product.

Important:

Order number and photos or videl clips (if applicable) are required for warranty application.

07 CUSTOMER SUPPORT

If for any reason, we have fallen short of your expectations, or if you have any questions and suggestions, please refer to the following contact information, we will do our best to work with you to make sure you are entirely satisfied.

	sales@exacme.com (Respond within 24 hours)
	1-323-597-1109
	<div><div>CA:</div><div>2808 Vail Ave Commerce, CA, 90040 1-323-597-1109</div></div> <div><div>DE:</div><div>2411 Bear Corbitt Rd STE 1 New Castle, DE, 19720</div></div> <div><div>TN:</div><div>3980 PREMIER AVE, MEMPHIS, TN, 38118</div></div>

Custom-Made Service

- Do you have any specified requirements for the trampoline pad, like size, color, shape, material or some more?
- EXACME is dedicated to providing premium products for customers, we believe listening to customers is the way to create great products.
- Do not hesitate to contact us if any requirements. We would be glad to provide you personalized service and products to meet all your needs.