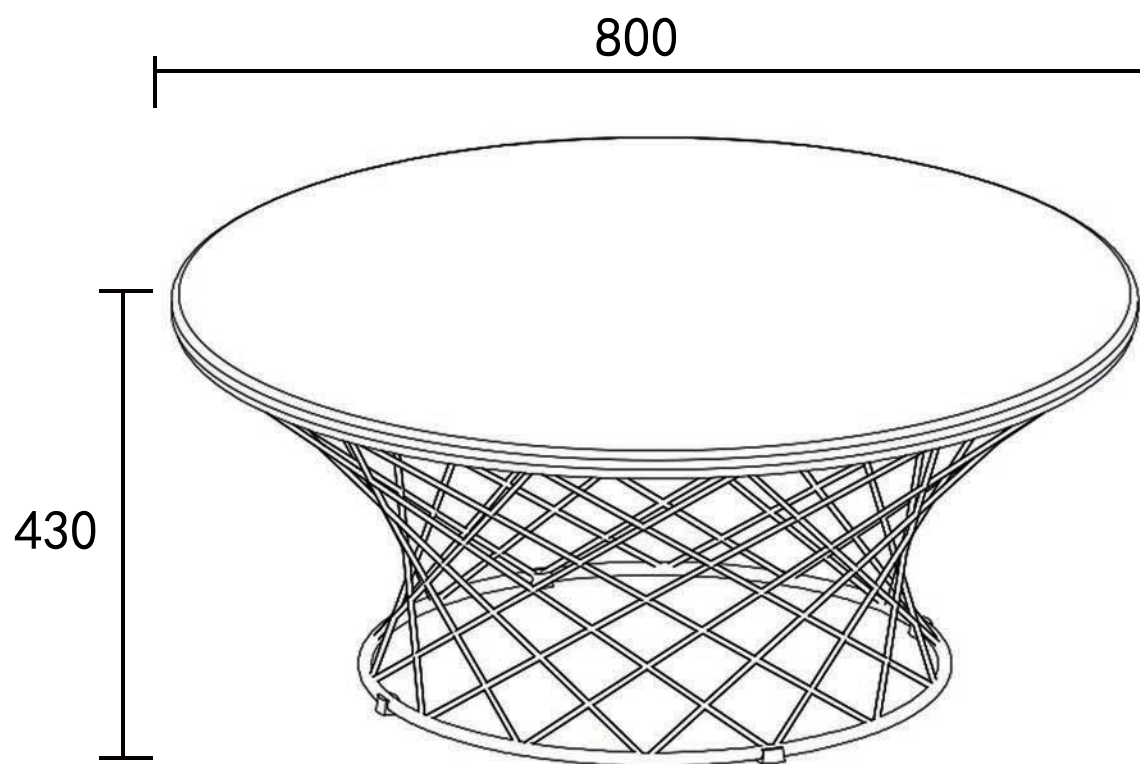



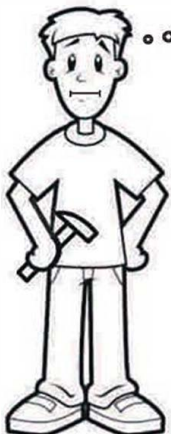
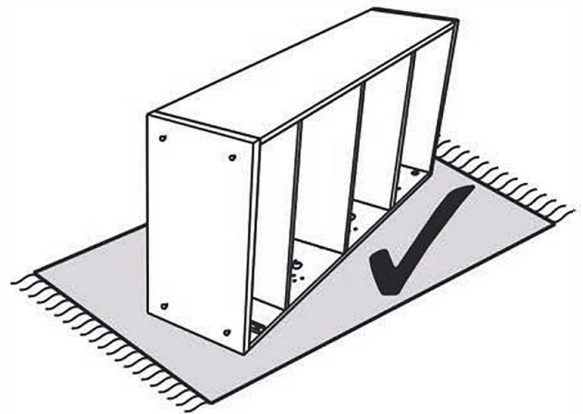
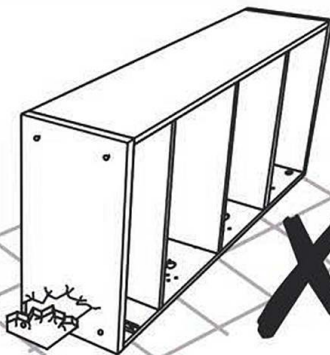
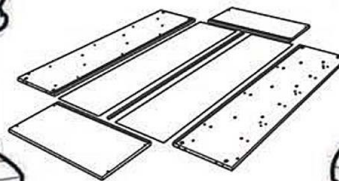
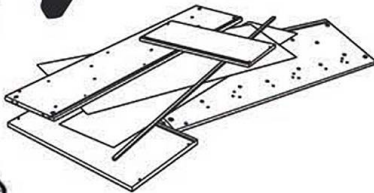
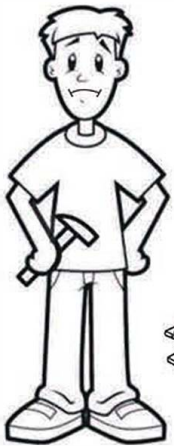
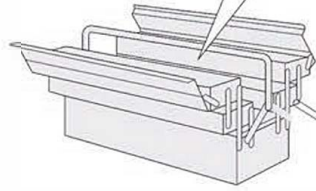
Coffee Table

Assembly Instructions





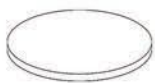
No Extra
Tools Required



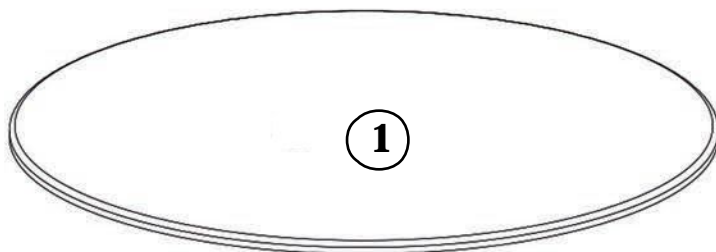
CUSTOMER SERVICE

Hardware

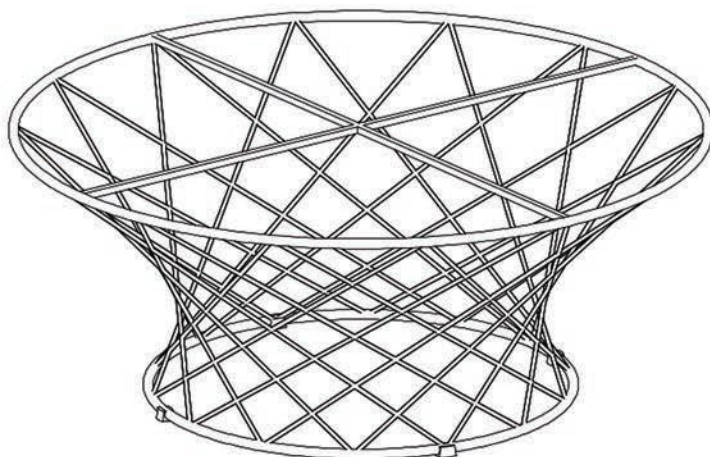
A



Parts



2



Safety Advice

Please take the time to carefully read through the whole of these instructions before you commence.

Keep these instructions for future reference.

Unpack, inspect and check off all of the contents.

Please dispose of all packaging safely.

Small component parts could choke a child if swallowed.

We strongly recommend that you keep children well away from the work area.

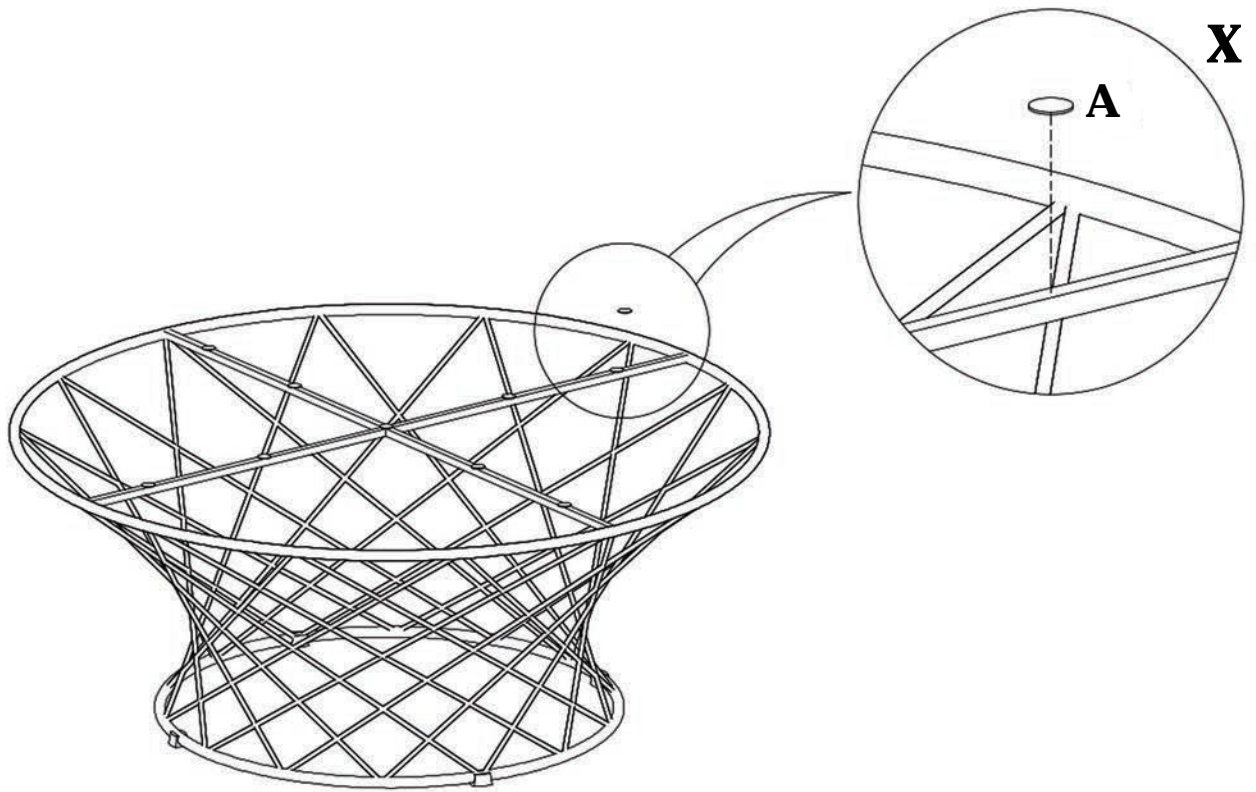
It would be sensible to lay a sheet or blanket on the floor where you intend to work to avoid scratching this product and to protect your floor.

This product is heavy. Take extreme care when lifting to avoid personal injury or damage to the product.


Assemble the product as close to its intended final position in the room as possible.

HANDY HINT: If you keep the hardware in a bowl during assembly you will be less likely to lose them.

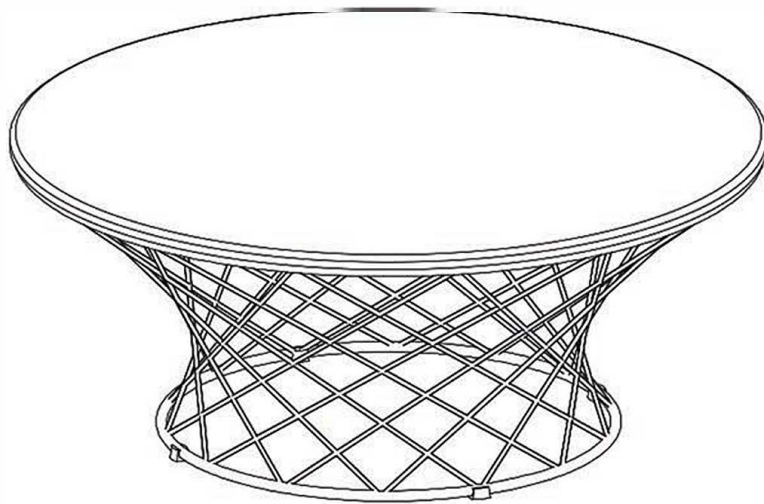
1



2



3



General Care

Wipe clean with a slightly damp soft cloth.

Avoid the use of all household cleaners and abrasives.

When moving your furniture, carefully lift into place.

Never drag or push the pieces across the floor as this will cause damage to the joints and could result in failure to the product that will invalidate the warranty.

Recommendations

Periodical re-tightening of fixings.

Notes

We've tried to make this piece of furniture as easy to assemble as possible.

In the unlikely event that you have problems putting it together or have damaged or missing pieces, please contact our customer services

**PLEASE KEEP THESE INSTRUCTIONS FOR
FUTURE REFERENCE**

If the marble is chipped or broken, stop using the product and consult the supplier

Marble Warning!

Do Not place this marble item in the close vicinity of a heat source i.e. Radiator, Heater, Fire.

Do Not place very hot or cold items directly onto the marble surface, it is advised a suitable mat should be used.

Do Not sit or stand on the marble surface.

Do Not use the marble surface as a chopping board.

Do Not strike the marble with hard or pointed items.

Do Not use laptops directly on the surface of the marble .

Ensure a suitable protective mat is used.