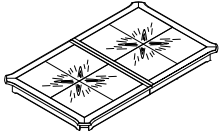

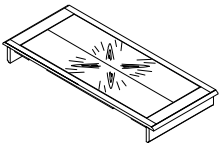


ASSEMBLY INSTRUCTION





RECTANGULAR LEG TABLE

Thank you for purchasing this quality product. Be sure to check all packing material carefully for small parts which may have come loose inside the carton during shipment. Identify and count all parts and compare with the parts List Below:

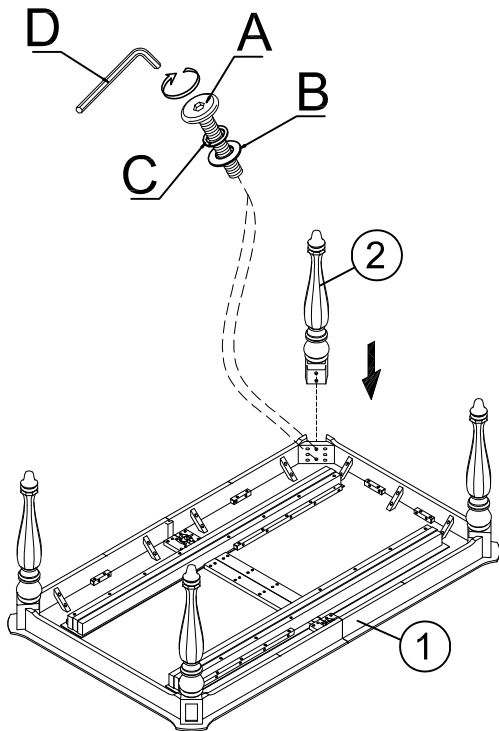
PART LIST:

①	②	③
		
TABLE TOP:1PC	LEGS: 4PCS	LEAF:2PCS

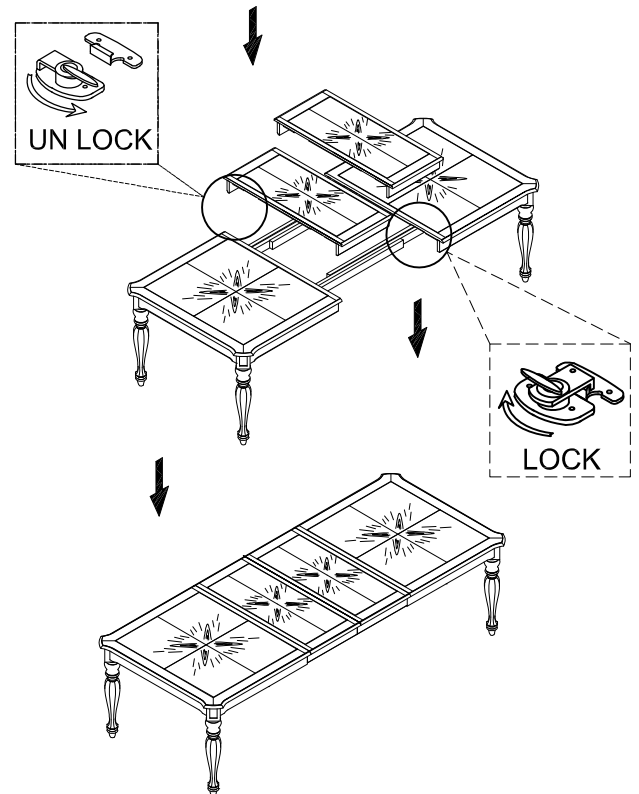
HARDWARE LIST

NO.	Drawing	Description	Q'ty
A		Bolt (Φ5/16"×2-1/2")	8pcs
B		Flat washer (Ø5/16"×23mm)	8pcs
C		Spring washer (Ø5/16")	8pcs
D		Allen wrench (5mm)	1pc

STEP 1



STEP 2



CLEANING INSTRUCTION

Clean the Rectangular leg table surface with a furniture polish and a soft cloth.

Made in VietNam