
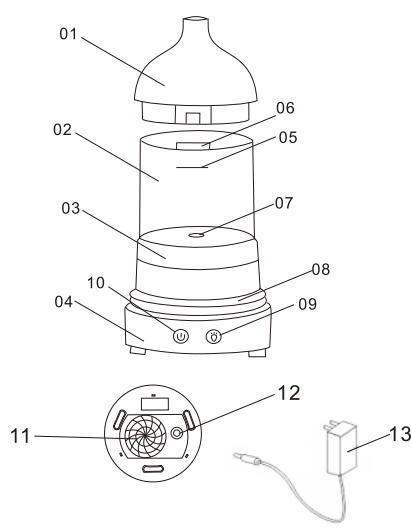







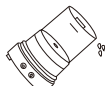



<div>User Manual</div> <div></div> <div>Aroma Diffuser</div>	<div>User Manual</div> <div>PRODUCT DESCRIPTON</div> <div>This Aroma Diffuser uses Ultrasonic waves to instantly vaporize water and essential oil in the tank to produce a cool, dry fragrant mist</div> <div><div><div>01. Waterproof cover</div><div>02. Storage tank</div><div>03. LED lights(built-in)</div><div>04.Base</div><div>05. Highest water level line</div><div>06.The outlet</div><div>07. Fog shock tablets</div><div>08. Seal ring</div><div>9. Light control keys</div><div>10. Switch/mode button</div><div>11.Inlet</div><div>12.DC power jack</div><div>13.Power Adapter</div></div><div></div></div> <div>Aroma Diffuser</div>	<div>User Manual</div> <div>OPERATION</div> <div><p>01. Please to straighten products.vertical take off on the outside cover,then remove the inside cover. Fig 1</p><p>02. Please connect the AC adpter DC plug by AC plug slot to the main DC socket, Fig 2</p><p>03. Please use a measuring cup to the tank water, do not exceed the maximum water level of 100ml. in using, please do not add water.(water with high temperature shall not be used)</p><p>04. Tank filled with water, after vertical drip into the essential oil.(0.1MLper 100ML water droplets into the proposed0.15ML essential oils) Fig 3</p><p>05. Put the cover back, fall in vertical direction, rotate to adjust spray nozzle to the desired location. use must cover up.</p><p>06. Put the AC adapter plug household outlet.</p><p>07. Press "MIST"button and choose to use the time as required.(continuous spray/30 seconds interval spray/60 minutes/120) products at the appointed time will automatically shut down. Fig 5</p><p>08. Press the "LIGHT"choose LED lights on or adjust the LIGHT intensity.(closed) as shown in Fig 5</p><p>09. Press first, LED lights lit with colorful color changes.</p><p>10. Press second, you can lock at that time the lights change color.</p><p>11. Many times the button, can choose a fixed to a different light color, until the lights go out.</p><p>12. If long time not to use, should he poured the water and placed in a dry place.</p><p>13. When power on, aroma the machine initial status to closed.</p><p>14. If the water inside cistern, even open the MIST switch aroma the machine will automatically shut down.</p><p>15. Timing mode, the LED lights also can according to set timing and automatically shut down.</p></div> <div><div></div><div>Fig 1</div><div>Fig 2</div><div>Fig 3</div><div>Fig 4</div><div>Fig 5</div></div> <div>Aroma Diffuser</div>											
<div>User Manual</div> <div>ATTENTION</div> <div><ul style="list-style-type: none"><li>product use time limit for 240 minutes(4 hours)</li><li>If I pay attention to the concentration of the spray slightly difference is normal phenomenon.</li><li>the different types of water, humidity, temperature and popular will affect the mist effect</li><li>Aromatherapy machine can not be used without water.</li><li>Apply aromatherapy essential oils. If impurities may cause damage to the product, please follow the maintenance steps before replacing another aromatherapy essential oil.</li></ul></div> <div>ACCIDENTALLEAKAGE</div> <div>If accidentally knock over when using, please click the following methods:</div> <div><ul style="list-style-type: none"><li>Turn off the power and unplug the power cord, and open the cover.</li><li>The rest of the water tank water from drainage side poured out completely.</li><li>Gently shake the fuselage, let water accumulation in the body from the drain discharge,placed in the safe place 24 hours dry naturally</li></ul></div> <div><div></div><div>OUTLET</div></div> <div>MAINTENANCE</div> <div>Every use of 5 to 6 times or 3-5days, please click the following method to clear the product</div> <div><ul style="list-style-type: none"><li>Turn off the power and unplug the power cord, and open the cover.</li><li>The rest of the water tank water from drainage side poured out completely</li><li>A small amount of the kitchen with detergent in warm water first dilutedoccupy dishcloth this product</li><li>If you have dirt found inside of the air supply outlet, please clean up the lid off the container again</li><li>Maintenance, do not use medical dilution phenylethyl alcohol, otherwise may damage the product orerase the various logo products</li></ul></div> <div></div> <div>Aroma Diffuser</div>	<div>User Manual</div> <div>PREVAUTIONS</div> <div>Make sure the following matters, to avoid damage to the product:</div> <div><ul style="list-style-type: none"><li>non-technical staff not to rob the transformation, remove or servicing the product. If you need repair, please contact the product sales office.</li><li>do not intentionally hurt, twisted, stretching the electric wires to the power adapter, do not put wires at high temperature Do not use heavy pressure wire, also don t use clip clip or repair electrical wiring</li><li>if the line is damaged, on the adapter socket is loose, please stop using it</li><li>if there is a peculiar smell, noise, abnormal heat, is the product or adapter has failed. Pleasequickly pull out the adapter plug from the outlet, and stop using it</li><li>do not put the adapter in the water or water use. Nor will adapters stored in damp places, suchas the bathroom, changing room, greenhouse, etc</li><li>in order to ensure the health, after each use must pour the water in the tank from drainage side,with cloth to wipe clean</li><li>never let spray directly to the furniture, clothes or wall, etc</li><li>should be placed in the plane position, do not put in carpet, cushion, or not smooth</li><li>avoid on appliances such as TV, sound box next to the equipment.</li><li>should not cover the product, damage may lead to water accumulation in the body.</li><li>products should use time limit for 240 minutes (4 hours)</li><li>working long hours, should be closed after 60 minutes again, avoid the ultrasonic board damagedls only applicable to tap water, pure water.</li><li>use should not be in the mobile products.</li><li>When I wet hands, don't touch the product, so as to avoid leakage</li><li>should be placed effects reached less And properly teach children should not play with the product</li><li>the product is not suitable for children or lack of understanding and experience of using the products</li></ul></div> <div>Aroma Diffuser</div>	<div>User Manual</div> <div>TROUBLESHOOTING</div> <div>Please refer to the table below in the event of product operating abnormally:</div> <div><table><tr><td data-bbox="1528 1045 2150 1092">If you feel what's wrong with this product may, please send us your request in the maintenancebefore confirmation as follows:</td><td data-bbox="1528 1092 2150 1226">As long as a turn on the switch, less than a second time aromatherapy machine will automatically shut down immediately.</td><td data-bbox="1528 1226 2150 1368">● please confirm whether there is water inside the container? or the amountof water is enough? -container to add water, please ● AC adapter with this product after completed? -please confirm that this product has been with the adapter connected To confirm whether has been switched on, please send the DC plug again pudown from the ontology, reconnect the retry</td></tr><tr><td data-bbox="1528 1368 2150 1416">No abnormal spray</td><td data-bbox="1528 1416 2150 1462">● whether too little of the water in the container?or too much? -container to add water, please. if more than 100 ml of the water in the container, spray may also appear abnormal</td><td data-bbox="1528 1462 2150 1511">● ultrasonic atomization piece be defiled? -please clean containers. (see maintenance method") at the bottom of the suction mouth is full of dust? ● -if the base of the air inlet sticky dust, the pumping air volume will be greatly reduced, resulting in not enough wind to the mist</td></tr><tr><td data-bbox="1528 1511 2150 1559">Water leakage fromproduct</td><td data-bbox="1528 1559 2150 1606">● Already cover? heavy install cover</td><td data-bbox="1528 1606 2150 1654">● low temperature or humidity is too high? if the temperature is too low or too high humidity, the surface of the mist is easy to gather together and form water droplets</td></tr></table></div> <div>SPECIFICATIONS</div> <div><table><tr><td data-bbox="1528 1502 1809 1673">SIZE Weight(G.W)per one power:Input/Output Lengh of cord Electric consumption Time Mode Material Accessories Method</td><td data-bbox="1809 1502 2150 1673">Approx Approx Approx 170cm Approx 12W Startspraying/Stop spraying 100ML PP,ABS Power Adapter,Instruction Book 2.4MHZ</td></tr></table></div> <div>Aroma Diffuser</div>	If you feel what's wrong with this product may, please send us your request in the maintenancebefore confirmation as follows:	As long as a turn on the switch, less than a second time aromatherapy machine will automatically shut down immediately.	● please confirm whether there is water inside the container? or the amountof water is enough? -container to add water, please ● AC adapter with this product after completed? -please confirm that this product has been with the adapter connected To confirm whether has been switched on, please send the DC plug again pudown from the ontology, reconnect the retry	No abnormal spray	● whether too little of the water in the container?or too much? -container to add water, please. if more than 100 ml of the water in the container, spray may also appear abnormal	● ultrasonic atomization piece be defiled? -please clean containers. (see maintenance method") at the bottom of the suction mouth is full of dust? ● -if the base of the air inlet sticky dust, the pumping air volume will be greatly reduced, resulting in not enough wind to the mist	Water leakage fromproduct	● Already cover? heavy install cover	● low temperature or humidity is too high? if the temperature is too low or too high humidity, the surface of the mist is easy to gather together and form water droplets	SIZE Weight(G.W)per one power:Input/Output Lengh of cord Electric consumption Time Mode Material Accessories Method	Approx Approx Approx 170cm Approx 12W Startspraying/Stop spraying 100ML PP,ABS Power Adapter,Instruction Book 2.4MHZ
If you feel what's wrong with this product may, please send us your request in the maintenancebefore confirmation as follows:	As long as a turn on the switch, less than a second time aromatherapy machine will automatically shut down immediately.	● please confirm whether there is water inside the container? or the amountof water is enough? -container to add water, please ● AC adapter with this product after completed? -please confirm that this product has been with the adapter connected To confirm whether has been switched on, please send the DC plug again pudown from the ontology, reconnect the retry											
No abnormal spray	● whether too little of the water in the container?or too much? -container to add water, please. if more than 100 ml of the water in the container, spray may also appear abnormal	● ultrasonic atomization piece be defiled? -please clean containers. (see maintenance method") at the bottom of the suction mouth is full of dust? ● -if the base of the air inlet sticky dust, the pumping air volume will be greatly reduced, resulting in not enough wind to the mist											
Water leakage fromproduct	● Already cover? heavy install cover	● low temperature or humidity is too high? if the temperature is too low or too high humidity, the surface of the mist is easy to gather together and form water droplets											
SIZE Weight(G.W)per one power:Input/Output Lengh of cord Electric consumption Time Mode Material Accessories Method	Approx Approx Approx 170cm Approx 12W Startspraying/Stop spraying 100ML PP,ABS Power Adapter,Instruction Book 2.4MHZ												