

- Includes face plate with handle, shower arm with flange.
- Single handle controls both on/off activation and temperature setting.
- Supplied with ADA compliant metal lever handle.
- For use with any KOHLER showerhead
- Complements the Alteo faucet and accessory collections.



- Premium material construction with metal handle ensures reliability and durability.
- KOHLER finishes resist corrosion and tarnishing, exceeding industry durability standards.



- Trim set requires valve to complete installation.




**K-304/K-P304 Series Rite-Temp® Valves**  
**or**  
K-304/K-P304 Series Rite-Temp® Valves  
**or**  
K-304/K-P304 Series Rite-Temp® Valves  
**or**  
K-304/K-P304 Series Rite-Temp® Valves  
**or**  
K-304/K-P304 Series Rite-Temp® Valves  
**or**  
K-304/K-P304 Series Rite-Temp® Valves  
**or**  
K-304/K-P304 Series Rite-Temp® Valves  
**or**  
K-304/K-P304 Series Rite-Temp® Valves  
**or**  
K-304/K-P304 Series Rite-Temp® Valves  
**or**  
K-304/K-P304 Series Rite-Temp® Valves  
**or**  
K-304/K-P304 Series Rite-Temp® Valves  
**or**  
K-304/K-P304 Series Rite-Temp® Valves  
**or**  
K-304/K-P304 Series Rite-Temp® Valves  
**or**  
K-304/K-P304 Series Rite-Temp® Valves  
**or**  
K-8304/K-P8304 Series Rite-Temp® Valve & Cartridge Kits

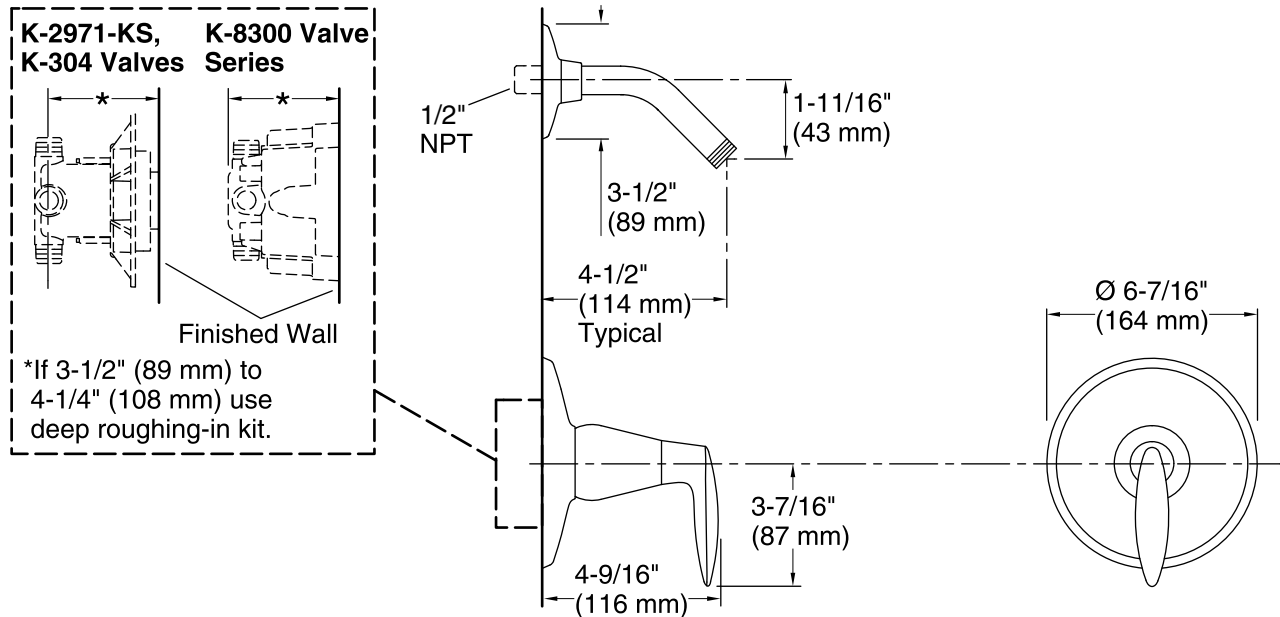
**CSA B651**

ASME A112.18.1/CSA B125.1  
ADA  
ICC/ANSI A117.1  
CSA B651

See website for detailed warranty information.

*Color tiles intended for reference only.*

Color	Code	Description
	CP	Polished Chrome
	BN	Vibrant® Brushed Nickel
	2BZ	Oil-Rubbed Bronze



## Technical Information

All product dimensions are nominal.

## Notes

Install the product according to the installation guide.

**NOTICE:** Risk of product damage. Long screws for installing trim can damage the K-2971-KS valve. Consult the trim installation guide to verify if the thin wall installation kit (88526) is needed.

ADA, CSA B651 compliant when installed to the specific requirements of these regulations.