











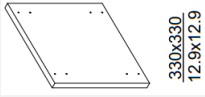











Product Picture	Spare Part Letter	Description English	Packed in Carton	Quantity in Carton	Picture	Compatibility
	A	steel tube01 435x15x15	A	2	 $\frac{435 \times 15}{17.0 \times 0.6}$	
	B	steel tube02 435x15x15	A	2	 $\frac{435 \times 15}{17.0 \times 0.6}$	
	C	steel tube03 355x15x15	A	2	 $\frac{355 \times 15}{13.8 \times 0.6}$	
	D	steel tube04 355x15x15	A	2	 $\frac{355 \times 15}{13.8 \times 0.6}$	
	E	steel tube05 355x15x15	A	7	 $\frac{355 \times 15}{13.8 \times 0.6}$	
	F	steel tube06 285x15x15	A	7	 $\frac{285 \times 15}{11.1 \times 0.6}$	
	G	steel tube07 275x15x15	A	2	 $\frac{275 \times 15}{10.7 \times 0.6}$	
	H	steel tube08 275x15x15	A	2	 $\frac{275 \times 15}{10.7 \times 0.6}$	
	I	steel tube09 215x15x15	A	7	 $\frac{215 \times 15}{8.4 \times 0.6}$	
	J	top plate1 400x400x15	A	1	 $\frac{400 \times 400}{15.0 \times 15.8}$	
K	top plate3 260x260x15	A	1	 $\frac{260 \times 260}{10.1 \times 10.1}$		

Product Picture	Spare Part Letter	Description English	Packed in Carton	Quantity in Carton	Picture	Compatibility
	L	top plate2 330x330x15	A	1		
	M	Cross lock screw head nail M4x10	A	126		
	N	hex lock screw female nail D5x15	A	126		
	O	Combination of black plastic feet	A	12		
	P	Bent corner code 51.5-left	A	9		
	Q	Bent corner code 51.5-right	A	9		
	R	L-shaped corner code	A	24		
	S	black round head screw M3.5x28mm	A	36		
	T	inner hexagon spanner M3	A	1		
	U	anti-tip over set	A	1		
	V	round head screw M3.5x12mm	A	1	