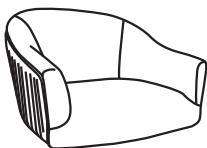


ASSEMBLY INSTRUCTIONS

Part A x 1 pc



Seat

Part C x 12 pcs



Screw

Part B x 4 pcs



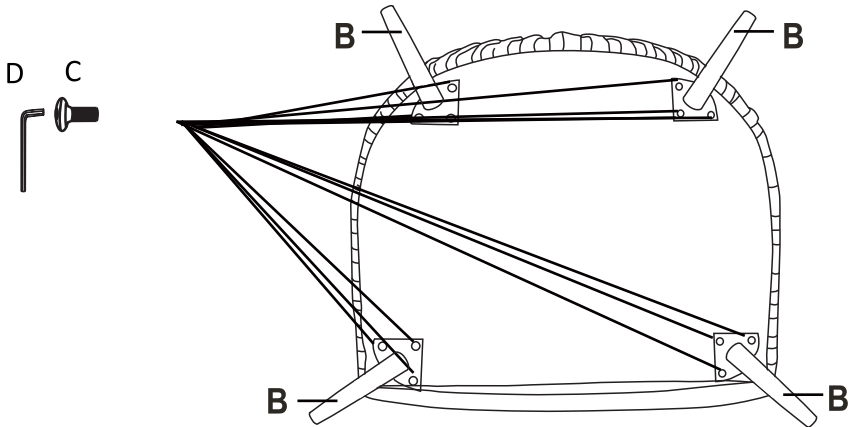
Legs

Part D x 1 pc




M6 Allen key

STEP 1



STEP 2



WARNING:

DO NOT STAND ON THE PRODUCT, DO NOT USE THIS PRODUCT AS A STEP LADDER.
DO NOT USE THIS PRODUCT UNLESS ALL BOLTS/ SCREWS ARE FIRMLY SECURED.