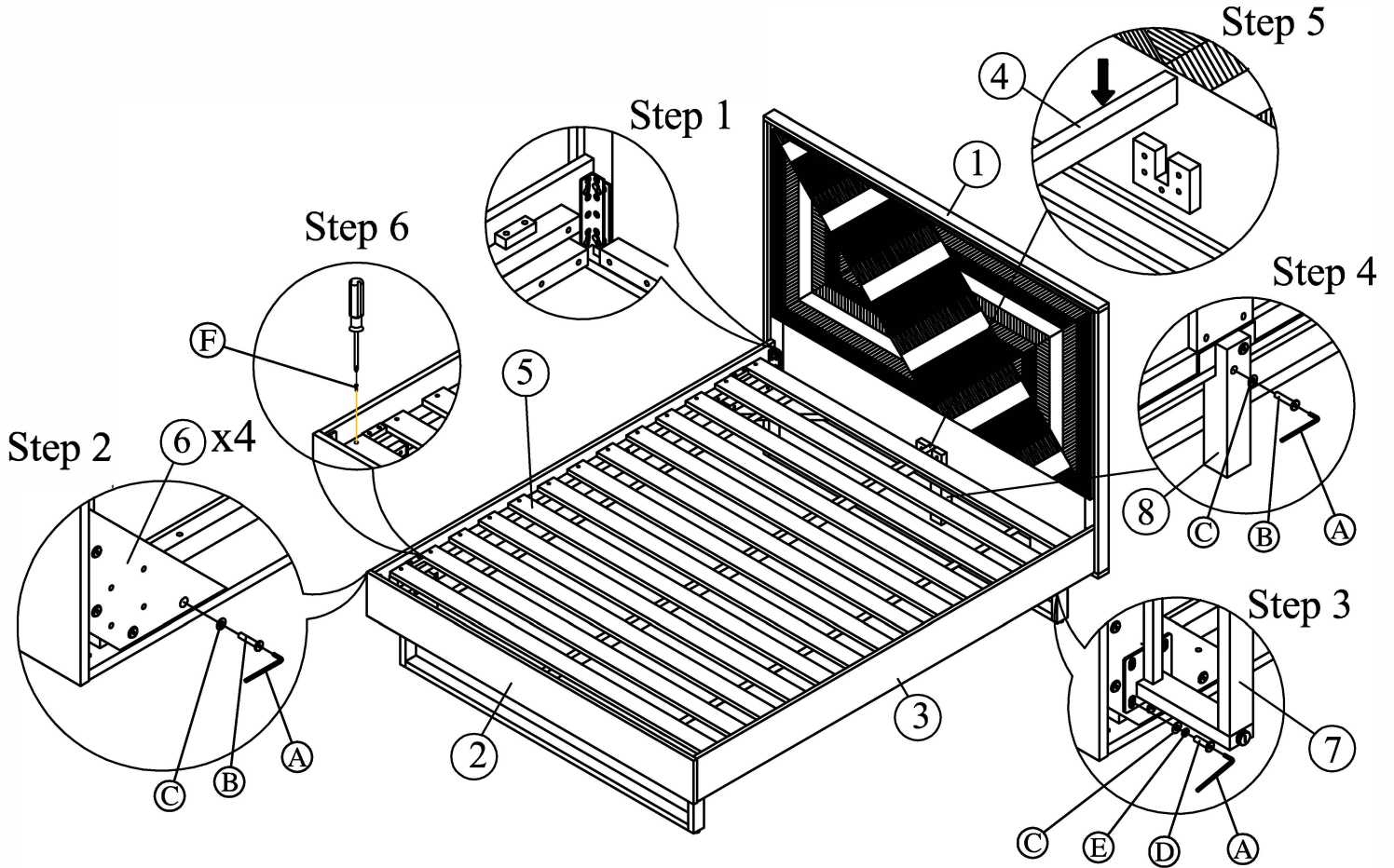


# BED

# ASSEMBLY INSTRUCTION







**CAUTION:** PLEASE READ ALL INTRUCTIONS BEFORE STARTING THE ASSEMBLY OF THIS PRODUCT. THESE PIECES ARE HEAVY. IN ORDER PREVENT PERSONAL INJURY AND ENSURE THAT THIS PRODUCT IS NOT DAMAGED DURING THE ASSEMBLY PROCESS, IT IS STRONGLY RECOMMENDED THAT YOU ENLIST THE ASSISTANCE OF ONE OR MORE PEOPLE.



LIST OF PARTS AND HARDWARE

No.	Description	Q'ty
1	Headboard Panel	1
2	Footboard Panel	1
3	Side Rail	2
4	Middle Rail	1
5	Slat	12
6	Wooden Baskets	4
7	Legs	2
8	Middle Support	1

LIST OF PARTS AND HARDWARE

No.	Description	Q'ty
A	 Allen Key 4mm	1
B	 Bolt Ø8 x 40mm	18
C	 Washer Ø10x22x2mm	34
D	 Bolt Ø8 x 30mm	16
E	 Locked Washer Ø8x14x2mm	16
F	 Screw Ø4 x 30mm	26