










# Installation

Hardware List		Hardware List	
 Table top	1	 Table leg	1
 Support frame	1	 Table base	1
 8x16mm screws and washers	4	 8x30mm screws and washers	10
 Spare 4x15mm Self-tapping screws	8	 Hexagonal screw tap	1

1



2



Place the support frame as the picture shows to achieve balance.

