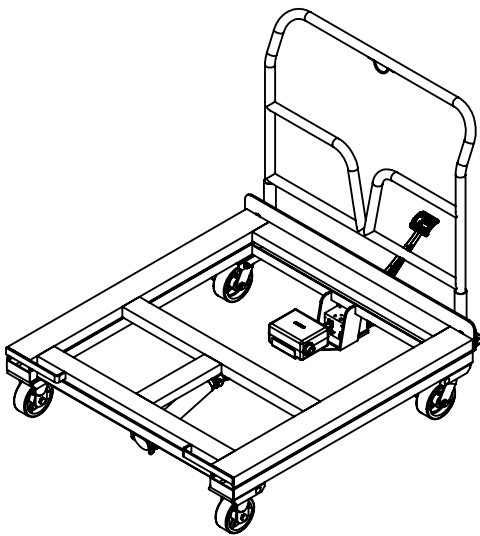
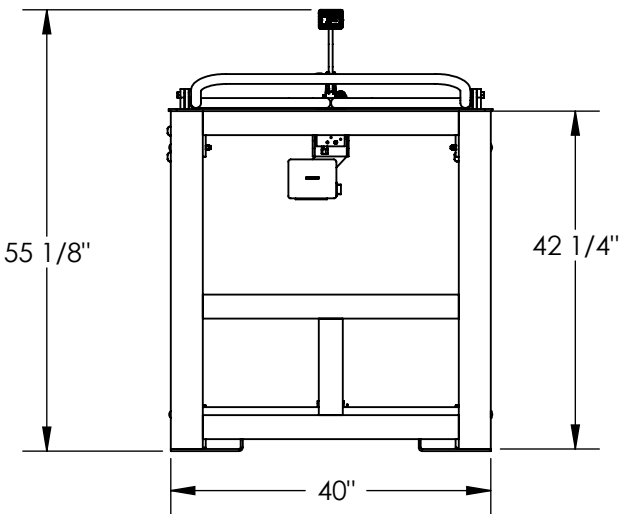


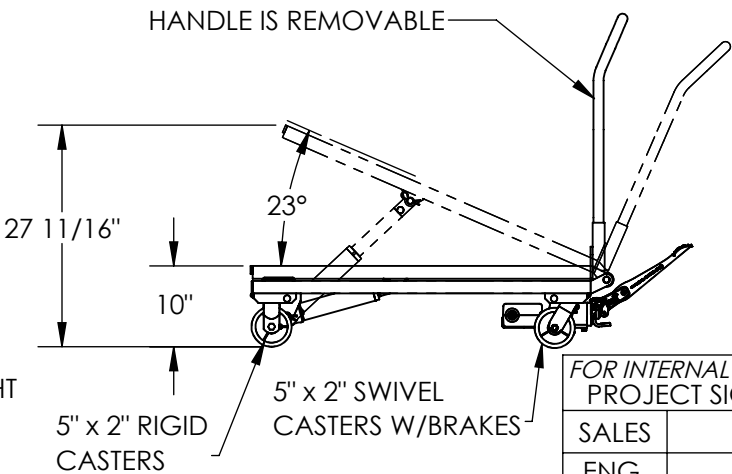
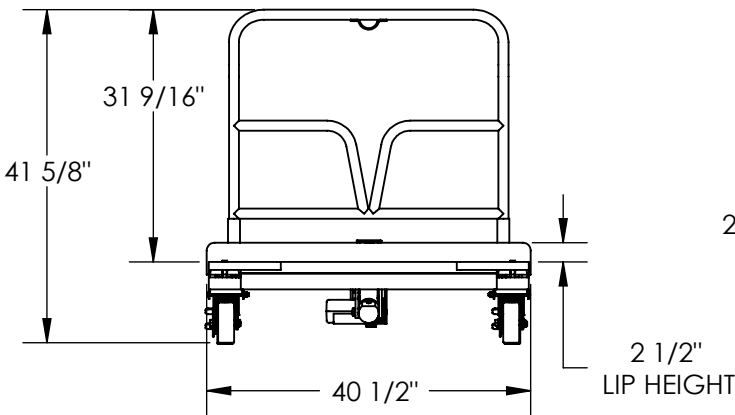
ECONOMY TRANSPORTER/TILTER - ETT-254

APPROX WEIGHT: 276.19 lbs.
DOES NOT INCLUDE WEIGHT OF POWER OR PACKAGING!!!

ANY ADDITIONS, DELETIONS, OR OMISSIONS MUST BE CORRECTED ON THIS DRAWING AS THIS DRAWING WILL BE CONSIDERED ALL INCLUSIVE



3D VIEW SHOWN FOR REFERENCE ONLY



| FOR INTERNAL USE ONLY PROJECT SIGN OFF | |
|---|--|
| SALES | |
| ENG. | |
| FAB. | |
| POWER | |

ALL GRAPHICS PROVIDED ARE FOR REFERENCE ONLY. IF CERTAIN DIMENSIONS ARE CRITICAL PLEASE VERIFY THOSE DIMENSIONS WITH YOUR SALESPERSON

STANDARD FEATURES

- MODEL NUMBER IS: ETT-254
- CAPACITY IS: 2,500 LBS.
- OVERALL WIDTH IS: 40 1/2"
- PLATFORM WIDTH IS: 40"
- OVERALL LENGTH IS: 55 1/8"
- PLATFORM LENGTH IS: 42 1/4"
- OVERALL HEIGHT IS: 41 5/8"
- LOWERED LEVEL HEIGHT IS: 10"
- HYDRAULIC FOOT PUMP OPERATION
- MAXIMUM TILT IS: 23°
- REMOVABLE HANDLE
- 5" X 2" POLY-ON-STEEL CASTERS (2 SWIVEL W/BRAKE, 2 RIGID)
- TOUGH BAKED IN POWDER COATED BLUE FINISH

SPECIAL FEATURES
NONE

DIMENSION TOLERANCE ± 1/4"

| | | |
|--|--|--|
| APPROVAL | I, THE UNDERSIGNED, AGREE THAT THE PRODUCT AS REPRESENTED SATISFIES DESIGN AND DIMENSION REQUIREMENTS. I ALSO ACKNOWLEDGE MY DUTY TO CONFIRM PRODUCT AND INSTALLATION COMPLIANCE WITH ALL APPLICABLE FEDERAL, STATE AND LOCAL REGULATIONS AND STANDARDS. | |
| | ANY MODIFIED UNITS ARE NON-RETURNABLE | |
| | [] As drawn [] As marked | |
| | Signed: _____ Date: _____ | |
| | Printed Name: _____ | |
| LEAD TIME WILL START UPON RECEIPT OF SIGNED APPROVAL DRAWING | | |

| | | |
|----------------------|-------------|------------|
| DISTRIBUTOR'S NAME: | | P.O.# |
| VESTIL MANUFACTURING | | X |
| DRAWN BY: T.MOORE | | W.O.# |
| DATE: 05/19/10 | | X |
| REFERENCE: X | SCALE: 1:24 | SALES: X |
| QUOTED LEAD TIME: X | QUOTE # X | FILE NAME: |
| | | 15-007-113 |