


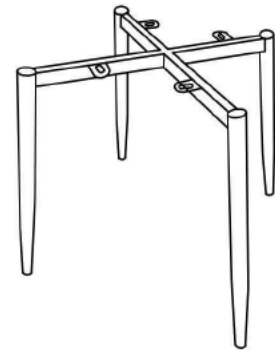
# Assembly Instructions



Please check you have all the parts listed below






1 Seat x1



2 Leg frame x1

Please check you have all the fittings listed below

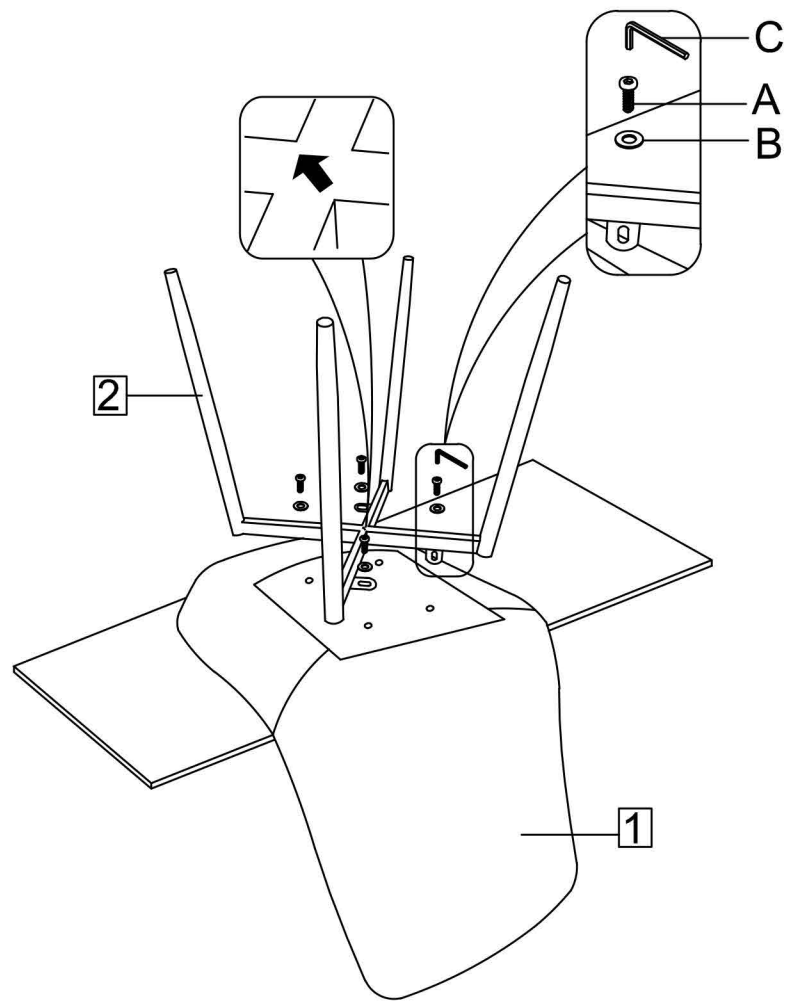
<b>A</b>  M6x16mm Allen Screw x4	<b>B</b>  M6x18mm Metal Washer x4	<b>C</b>  M5 mm Allen Key x1	
--	---	--	--

## Step 1

Place seat **1** upside down onto a clear flat surface

Carefully align the leg frame **2** onto the seat **1** and secure using fixings A & B

Fully tighten all bolts



## Step 2

Assembly completion

