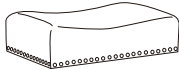










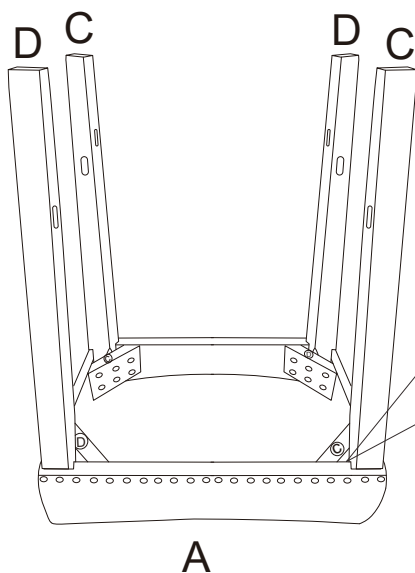


A ×1 	B ×2 	C ×2 	D ×2 
E ×2 	F ×8  M8×55mm	H ×8  M8×22mm	J ×1  M8
	G ×8 	I ×8  M4×45mm	K ×4 

Notes:

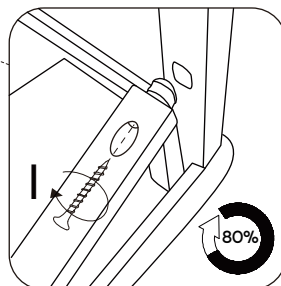
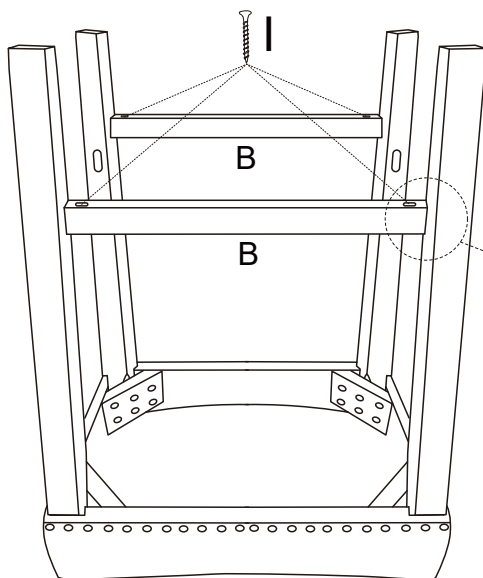
- Please read this instruction manual thoroughly before assembly.
- Remove all parts and accessories from carton to ensure everything is included before assembly.
- Assemble the item on carpet to prevent scratching the floor or the chair.
- Be careful to avoid cross threading of the screws.
- Do not use power tools.

1



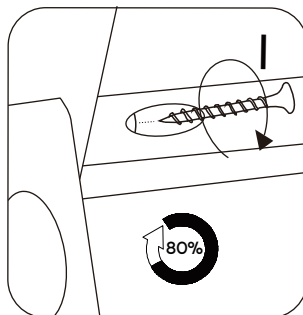
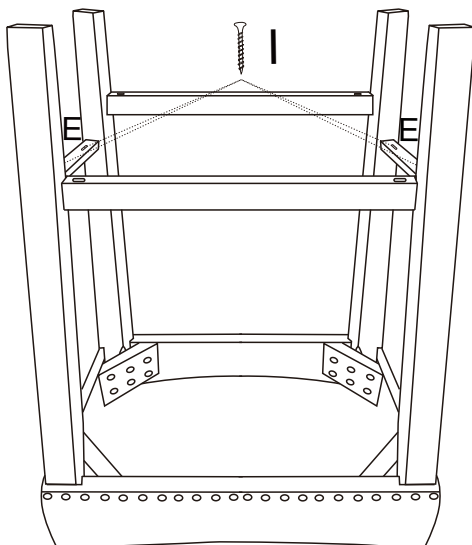
Attention:
All the screws in, and then tighten them.

2



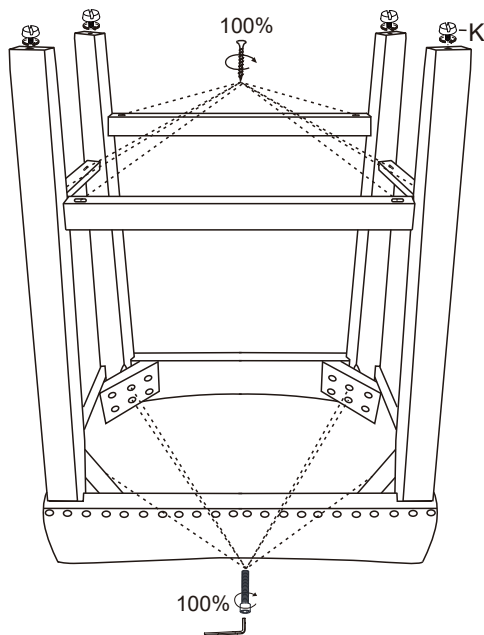
Attention:
All the screws in, and
then tighten them.

3

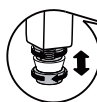
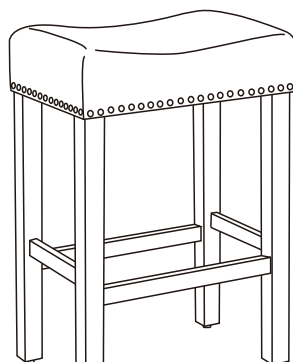
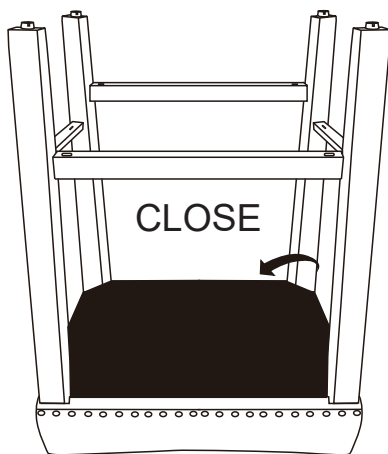


Attention:
All the screws in, and
then tighten them.

4



5



IT IS THE USER'S RESPONSIBILITY TO MAINTAIN THE FURNITURE. THE HARDWARE MAY LOOSEN OVER TIME AND MAY CAUSE THE FURNITURE TO BE WOBBLY AND UNABLE TO SUPPORT ITS INTENDED WEIGHT CAPACITY. THIS MAY LEAD TO COLLAPSE AND MAY CAUSE SERIOUS INJURY !!!



- A. Keep children and animals away from the assembly area. This furniture contains small parts that could cause choking if swallowed.
- B. Keep all plastic wrapping materials away from babies and children to avoid danger of suffocation.
- C. Ensure that all packaging is disposed of carefully and responsibly.
- D. From time to time check that there are no loose fittings on the unit, re-tighten when necessary.
- E. Two people may be required for the assembly of this product.
- F. Damaged components may influence the safety and function of a product. Never use the product if any component is missing or defective.
- G. Once items are part of fully assembled there are not returnable unless faulty.
- H. This item is only intended for indoor use and designed for use by one person at a time, the suggestion maximum static load capacity less than 250lbs.
- I. Some items will be supplied with a wall fixing strap, which we recommend is used to secure the item to the wall, to prevent a child from accidentally pulling furniture over.
- J. Furniture can be dangerous if incorrectly installed. Assembly should be carried out by a competent person. No liability will be accepted for damage or injury caused by in correctly installed or assembly furniture.
- K. Do not stand on the furniture or use it as a step stool or ladder as it may result in physical injury or damage to the product.
- L. Do not be expose this item to direct sunlight and never touch with sharp objects, which may cause damage to the product.
- M. Leather and Vinyl Coverings: Occasionally dust the leather or vinyl surface with a soft, clean cloth. For mild stains, combine water and a soft cloth. Wet the cloth and rub gently over the stain before wiping dry. For deeper stains, apply a mild soap to the cloth. Work into a lather and rub gently over the stain. Rinse with a damp cloth and wipe dry. Cleaning products may cause discoloration and should be tested in an inconspicuous location prior to use on the chair. Warranty does not cover adverse cleaning results or scratching or scuffing that occurs during normal use.
- N. Fabric Upholstery: Pay immediate attention to spills and vacuum regularly to maintain appearance. Cleaning products may cause discoloration and should be tested in an inconspicuous location prior to use on the furniure. This furniture should not be used for other than its intended purpose. Please regularly inspect this furniture for loose or missing screws, metal fatigue, cracks, broken welds, missing attachments and general instability. If this furniture is damaged or appears to be unstable or unsafe, immediately remove from service and replace or repair the item. Failure to follow these warning could result in serious injury.