

# STU2FABBL2



<b>Product family</b>	Dishwashers
<b>Width</b>	24"
<b>Commercial height</b>	82 cm
<b>Installation</b>	Under counter built-in
<b>N° baskets</b>	3, FlexiDuo
<b>Engine</b>	Single phase
<b>EAN code</b>	8017709303594



## Programs / Functions



<b>Number of programs</b>	10	<b>Delicates</b>	Yes
<b>Washing temperatures</b>	38, 45, 50, 55, 65, 70, 75 °F	<b>Auto</b>	Yes
<b>Soak</b>	Yes	<b>Crystal &amp; China</b>	Yes
<b>Express 27'</b>	Yes	<b>Eco express</b>	Yes
<b>Mix</b>	Yes	<b>Express 60'</b>	Yes
<b>Sterilize</b>	Yes	<b>Pots &amp; Pans</b>	Yes

## Options



<b>Dry Assist option</b>	Yes	<b>FlexiZone half-load option</b>	Yes
<b>Delay start</b>	Up to 9 hours	<b>Special programs option</b>	Yes

## Baskets



<b>Basket components finish</b>	Gray	<b>Largest loadable dish in upper basket</b>	23,5 inches
<b>Upper basket</b>	1 foldable rack	<b>Lower basket</b>	With 2 foldable racks
<b>Glass holder</b>	Yes	<b>Lower basket with anti-drip inserts</b>	Yes
<b>Upper basket height adjustment</b>	On 3 levels	<b>Largest loadable dish in lower basket</b>	30,0 inches

Sliding Guides Extra  
Glide Yes

Cutlery basket Yes

## Technical Features



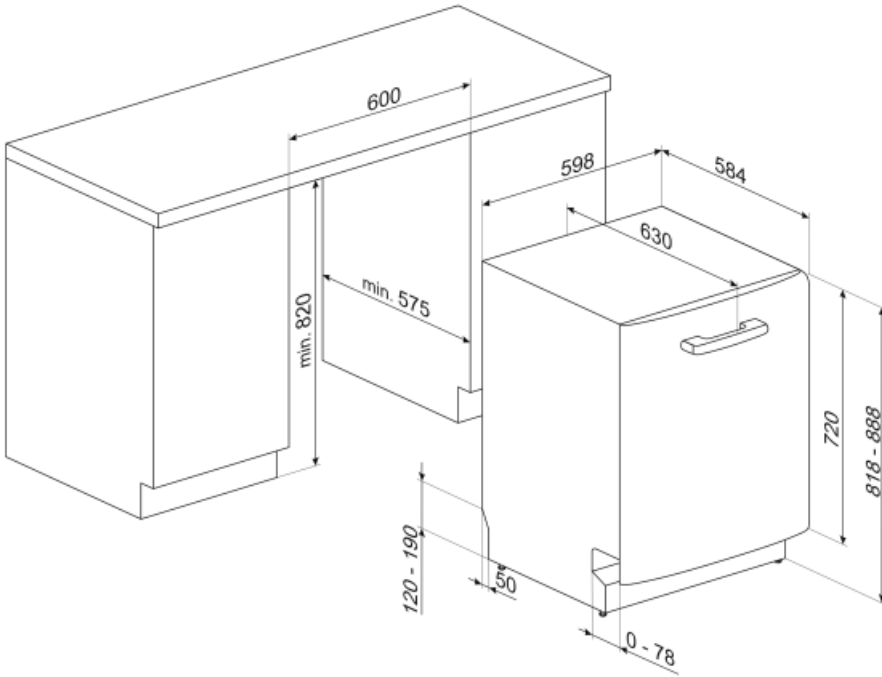
Width 23 9/16 "  
 Depth 21 7/16 "  
 Display type LED display (1 digit)  
 Height 32 3/16 "  
 Display Delay start  
 On/off indicator Yes  
 Salt indicator Light  
 Rinse aid indicator Light  
 End-of-cycle indicator Acoustic signal  
 Washing system Planetarium  
 Third spray arm Single  
 Water softener With electronic setting

Turbidity sensor Yes  
 Aquatest  
 Flood protection system Total Aquastop  
 Max water hardness 100°FH;58°dH  
 Drying system Natural condenser drying,  
 with Dry Assist automatic  
 door opening system at the  
 end of the cycle  
 Tub material Stainless steel  
 Filter Stainless steel  
 Concealed heating  
 element Yes  
 Hinges Self-balancing with fixed  
 hinges  
 Min. and max plinth  
 height 3.9" - 6.6"  
 Adjustable feet 2 3/4", from 32 1/4" to 35"  
 Additional gaskets Yes  
 Back cover Yes

## Electrical Connection

Plug (A) USA & Mexico  
 Connected power 1800 W  
 Current 13 A  
 Voltage 115 V

Frequency (Hz) 60 Hz  
 Connection type Single-phase  
 Power supply cable  
 length 140 "



## Not included accessories

### KITPL60FABB



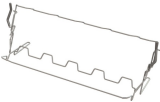
Toe kick Kit in White colour with adjustable height. Can be fitted over all the fully integrated and underbench models with Fixed Fulcrum. Can be installed also on the models with variable fulcrum or flexifit hinges.

### KITPL60FABN



Toe kick Kit in Black colour with adjustable height. Can be fitted over all the fully integrated and underbench models with Fixed Fulcrum. Can be installed also on the models with variable fulcrum or flexifit hinges.

### KITGH



Kit glass holder. It has to be fitted on the first basket but only if there are foldable racks

### KITPL60FABX




















Toe kick Kit in Stainless Steel with adjustable height. Can be fitted over all the fully integrated and underbench models with Fixed Fulcrum. Can be installed also on the models with variable fulcrum or flexifit hinges.

### KITPLV2



Kit extension for dishwasher and washing machine: lenght mt. 2

## Symbols glossary (TT)

	Aquatest measures the clarity of the water during an auto program, and automatically ensures the minimum consumption of water and energy.		Anti-drip: Some models of dishwashers are equipped with special polymer nozzles anti-drip, that improve the process of drying.
	COMM_HEIGHT_82_72dpi		Delay Timer: The delay timer can postpone the start of the program by up to 24 hours.
	Energysave: At the end of the drying cycle a special device slowly automatically opens the door a few centimeters, to ensure perfect drying and to save up to 20% of energy on some models.		FlexiDuo: The FlexiDuo 3rd cutlery basket allows you to arrange cutlery or small cups, ladles, or bulky utensils however you like: it consists of two separate and moveable modules.
	FlexiZone: The 1/2 load flexizone allows you to wash a reduced load saving energy, water and time and there are no restrictions on where the items are placed.		The new ExtraGlide guide system, available on top of the range models, makes the second basket even smoother and softer. In fact, it facilitates the extraction of the introduction, even at full load and, for the greater excursion, the insertion of crockery is also facilitated in the rear part.
	Noise Level: Excellent insulation and special devices keep noise to a minimum.		PLANETARIUM_WASHING_SYSTEM_72dpi
	Delicate: Delicate washing program is designed for delicate dishes which are not heavily soiled.		Delicate: Delicate washing program is designed for delicate dishes which are not heavily soiled.
	Normal programme: The normal programme is suitable for normal degrees of dirt for everyday use.		Soak programme: The soak programme provides a rinse to prevent dirt from drying.
	Rapid 27 Mins: The rapid 27 mins quick program takes just 27 minutes to wash a load.		The symbols show the number of plate settings of the dishwasher.
	Total Acquastop: In addition to the partial Acquastop protection present in all Smeg dishwashers, some models have an electronic device fitted to the water intake hose, which monitors water levels in the machine, detects leaks in the hose and switches off the water supply immediately when necessary.		...
	...		