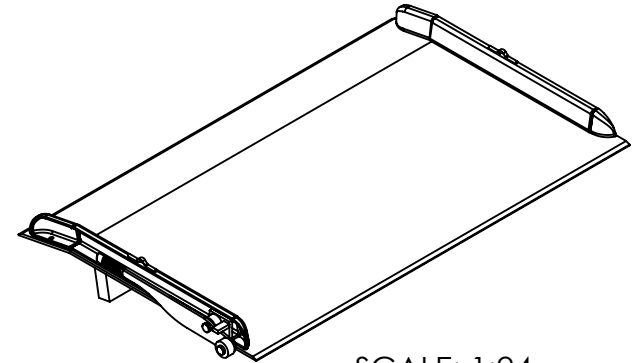
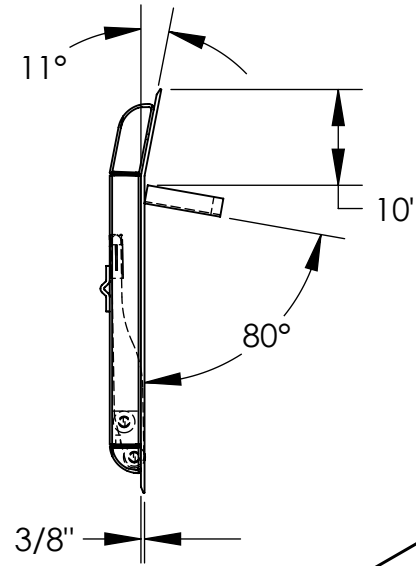
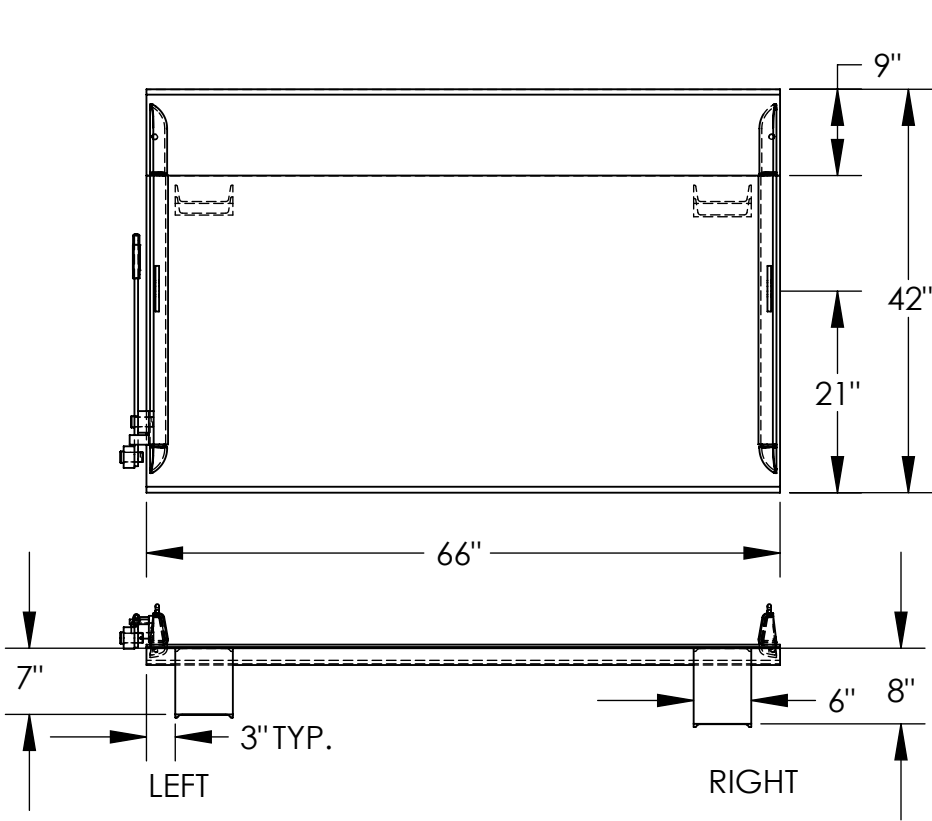


# STEEL TRUCK DOCKBOARD - TS-20-6642

APPROX WEIGHT: 339.95 lbs.  
DOES NOT INCLUDE WEIGHT OF POWER OR PACKAGING!!!

\*\*\* ANY ADDITIONS, DELETIONS, OR OMISSIONS MUST BE CORRECTED ON THIS DRAWING AS THIS DRAWING WILL BE CONSIDERED ALL INCLUSIVE \*\*\*  
ALL GRAPHICS PROVIDED ARE FOR REFERENCE ONLY. IF CERTAIN DIMENSIONS ARE CRITICAL PLEASE VERIFY THOSE DIMENSIONS WITH YOUR SALESPERSON



SCALE: 1:24

## STANDARD FEATURES

MODEL NUMBER: TS-20-6642  
CAPACITY: 20,000 LBS  
OVERALL WIDTH: 66"  
OVERALL LENGTH: 42"  
DOCKPLATE THICKNESS: 3/8"  
LEVER LIFT IS STANDARD  
LOCKING LEGS ARE 6" WIDE  
RIGHT LEG LENGTH IS 8"  
LEFT LEG LENGTH IS 7"  
CROWN IS 11° & 9" FROM EDGE

## \*OPTIONAL SPECIAL FEATURES

OPTIONAL 2 PINS (10-112-001) &  
2 CHAINS (1/4" CHAIN, 1,200 LBS  
36" LONG, W/HOOK)  
\*AVAILABLE AT AN ADDITIONAL COST

## SPECIAL FEATURES

NONE

A P P R O V A L	I, THE UNDERSIGNED, AGREE THAT THE PRODUCT AS REPRESENTED SATISFIES DESIGN AND DIMENSION REQUIREMENTS. I ALSO ACKNOWLEDGE MY DUTY TO CONFIRM PRODUCT AND INSTALLATION COMPLIANCE WITH ALL APPLICABLE FEDERAL, STATE AND LOCAL REGULATIONS AND STANDARDS. <b>ALL SPECIAL UNITS ARE NON-RETURNABLE</b> [ ] As drawn [ ] As marked	
	Signed: _____ Date: _____	
	LEAD TIME WILL START UPON RECEIPT OF SIGNED APPROVAL DRAWING	

DISTRIBUTOR'S NAME:		P.O.#
VESTIL MANUFACTURING		X
DRAWN BY: ADL		W.O.#
DATE: 12/21/05		X
REFERENCE: X	SCALE: 1:20	SALES: X
QUOTED LEAD TIME: X	QUOTE # X	FILE NAME:
		10-007-076