
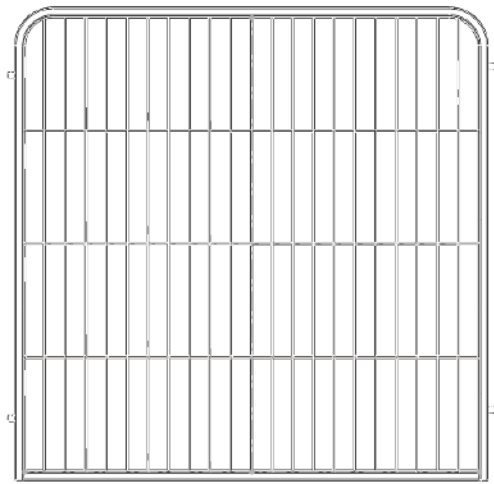


# **Playpen 8 panels 31"x40"**

## **Assembly Instructions**



## Components:



Plain Panel: 7 PCS




Gate Panel: 1 PC




Rod: 8 PCS

Step 1: Install the plain panels and gate panel with the rods;



Step 2: Adjust the panels to make a perfect shape;



Step 3: Insert the rods into the ground to settle the playpen.