


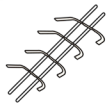
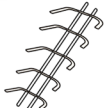









Please read these instructions and warranty information carefully before use and keep them properly for future reference.

OPERATING INSTRUCTIONS

Assembly Instructions

PARTLIST

<p>A</p>  <p>2pcs</p>	<p>B</p>  <p>3pcs</p>	<p>C</p>  <p>2pc</p>	<p>D</p>  <p>1pc</p>	<p>E</p>  <p>1pc</p>	<p>F</p>  <p>1pc</p>
<p>G</p>  <p>18pcs</p>	<p>H</p>  <p>4pcs</p>	<p>I</p>  <p>20pcs</p>	<p>J</p>  <p>1pc</p>	<p>K</p>  <p>2pcs</p>	<p>L</p>  <p>2pcs</p>

