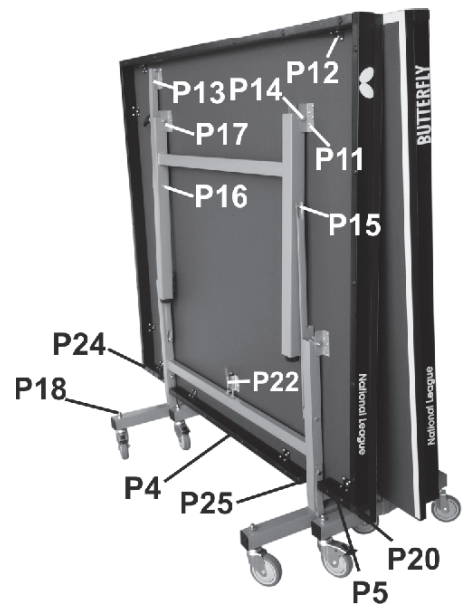

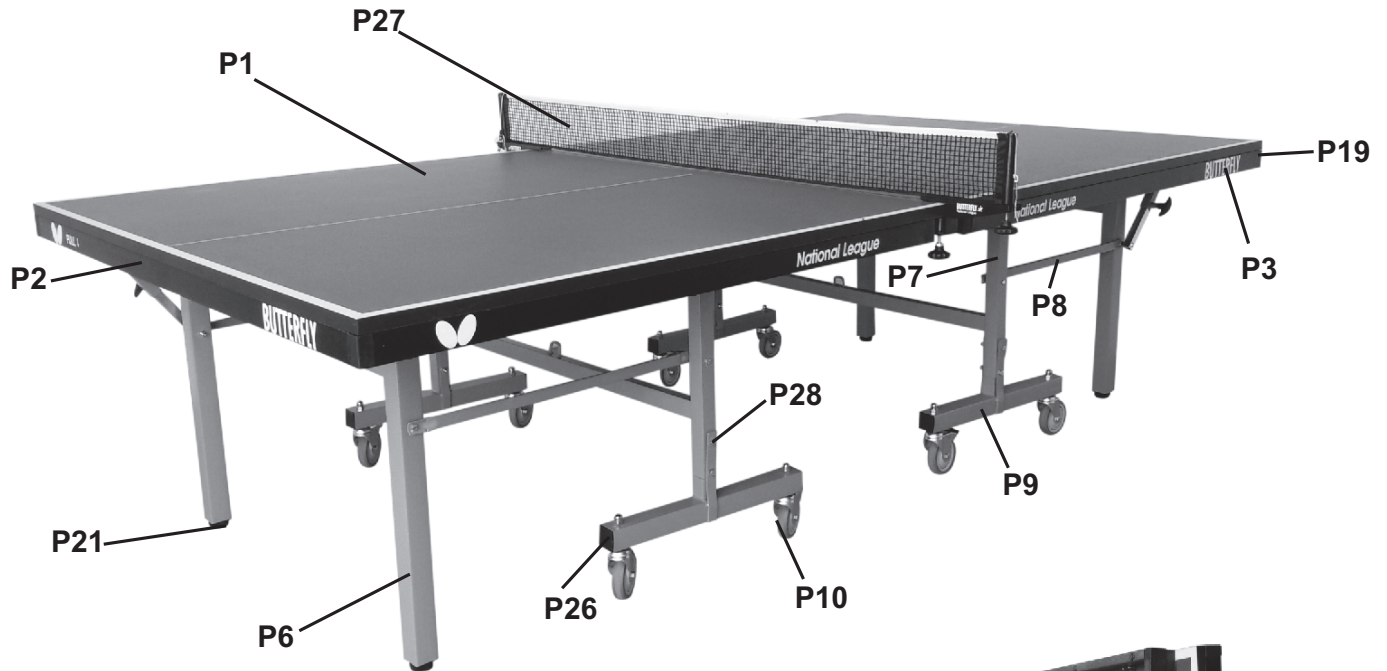


# BUTTERFLY



- |  |   |
|--|---|
| <ol style="list-style-type: none"> <li>1. TABLE TOP 25MM LAMINATED BOARD- 1525×1370×25MM - 2 NOS.</li> <li>2. END FRAME PIPE -1525×50×25MM - 2 NOS.</li> <li>3. SIDE FRAME PIPE - 1280×50×25MM - 4 NOS.</li> <li>4. INNER FRAME PIPE - 960×50×25MM - 2 NOS.</li> <li>5. SMALL INNER FRAME PIPE - 150×50×25MM - 4 NOS.</li> <li>6. OUTER LEG - 960×705×45MMSQ - 2 NOS.</li> <li>7. INNER LEG -1095×504×45MMSQ - 2 NOS.</li> <li>8. LONG BRACE SUPPORT - 665×25×6MM - 4 NOS.</li> <li>9. WHEEL ASSEMBLY- 510×200×45×45MM - 4NOS.</li> <li>10. SET OF 8 WHEELS - 100 MM WITH 4 LOCK WHEELS</li> <li>11. BRACKETS FOR OUTER/INNER LEG - 75×25MM - 16 NOS.</li> <li>12. BRACKETS FOR FRAME PIPE - 38MMSQ - 20 NOS.</li> <li>13. BRACKETS FOR SIDE LOCK - 75×19MM - 4NOS.</li> <li>14. BOLTS FOR OUTER/INNER LEG 62×7.5MM &amp; 50×7.5mm - 4 NOS.</li> <li>15. BOLTS FOR LONG BRACE SUPPORT FIXED TO OUTER/INNER LEG - 63×6 - 6 NOS.</li> <li>16. BOLTS FOR SIDE LOCK ATTACHED TO OUTER LEG - 90×6MM WITH NUT WASHER AND BHOGLI - 2NOS.</li> </ol> | <ol style="list-style-type: none"> <li>17. BOLTS FOR SIDE LOCK ATTACHED TO BRACKET - 38×6MM - 2 NOS.</li> <li>18. DOME NUT - 10MM- 8 NOS.</li> <li>19. OUTER CORNER - 50x25mm - 4 NOS.</li> <li>20. SET OF POST CORNER - 50×23MM - 4NOS.</li> <li>21. LEVELLERS - 50×50MM - 4 NOS.</li> <li>22. CENTRE LOCK - 2 NOS.</li> <li>23. SIDE LOCK - 2 NOS.</li> <li>24. L CORNER TO ATTACH P3 &amp; P5 - 50×50MM - 4 NOS.</li> <li>25. PLASTIC CAPS FOR INNER FRAME PIPE - 25×50MM - 8 NOS.</li> <li>26. WHEEL ASSEMBLY CAP - 50×50MM - 8 NOS.</li> <li>27. NET POST SET - 1 NOS.</li> <li>28. BOLTS TO ATTACHED WHEEL ASSEMBLY( P9) WITH INNER LEG (P7) 62×7.5MM - 8 NOS.</li> <li>29. SPARE NET - 1 NOS.</li> <li>30. SCREW FOR BRACKETS ON TOP 8/13- 260 NOS.</li> <li>31. SCREW FOR OUTER CORNER &amp; POST CORNERS - 6/13- 20 NOS.</li> <li>32. SPANNER - 7.5/6MM - 2 NOS.</li> <li>33. PLASTIC FRAME PIPE PLUG - 48 NOS.</li> </ol> |
|--|---|