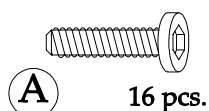


Made in China

Assembly Instructions

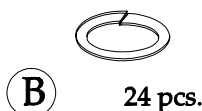
Components and Hardware List

M1/4" x 1-1/2" Allen Head Bolt



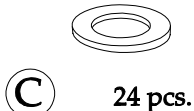
16 pcs.

1/4" Spring Washer



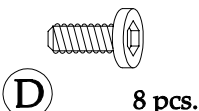
24 pcs.

1/4" Flat Washer



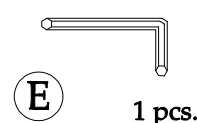
24 pcs.

M1/4" x 3/4" Allen Head Bolt



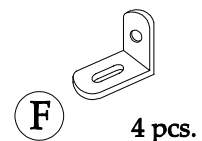
8 pcs.

4mm Allen Wrench



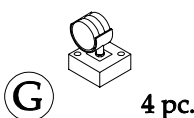
1 pcs.

"L" Bracket



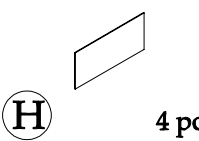
4 pcs.

Wood Block with Caster




4 pcs.

Cover Panel

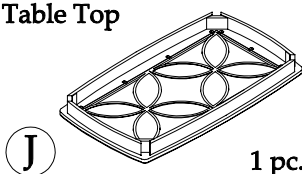


4 pcs.



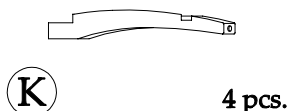
RECTANGULAR
COCKTAIL TABLE-CASTER

Table Top



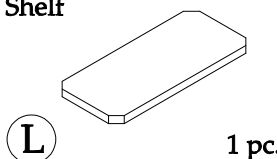
1 pc.

Leg



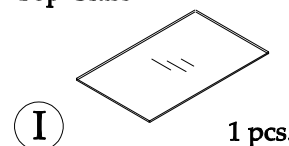
4 pcs.

Shelf



1 pc.

Top Glass



1 pcs.

Be sure to check all packing material carefully for small parts, which may have come loose inside the carton during shipment.

Step 1: Place the Table Top (E) upside down on a soft, non-abrasive surface such as a blanket or carpet, or its own packaging materials.

Step 2: Attach the Legs (F) to the four corners of the Table Top with the 1-1/2" long Allen-Head Bolts (A), Spring Washers (B) and Flat Washers (C). Do not fully tighten Bolts until after Step 4.

Step 3: Attach the L-Brackets (F) to the underneath side of the Shelf using the 3/4" long Bolts (D) and the same washers as previous step.

Step 4: Position the Shelf into the notches on the four Legs and attach with the 3/4" long Bolts and washers as before. Tighten the Bolts going into the Legs using the Allen Wrench (E). Firmly pull the Shelf into the notch in the Leg and tighten the Bolts into the bottom of the Shelf.

Step 5: Using the Allen Wrench, tighten the Bolts at the top of each Leg and then attach the Cover Panels (H) over the Bolts.

Step 6: If the Casters will be used with this table, attach the Blocks with Casters (G) to the bottom side of the Shelf using the 1-1/2" long Bolts (A) and the same washers as before. Tighten with the Allen Wrench.

Step 4: Carefully turn the assembled Table upright and install the Top Glass (I) into the Table Top.

Note: Casters are provided for convenient mobility, but to prevent possible damage to some types of flooring, never roll casters on unprotected hardwood or vinyl flooring.

