

Short Round Post w/Platform


read first

REVIEW BEFORE ASSEMBLY

• **TOOLS:** Allen wrench is included.
No other tools are necessary.


For assistance or replacement, please contact us.

1 To begin, you will need these pieces:

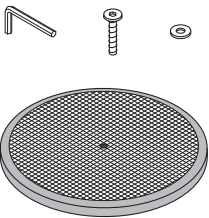


Build the post UPSIDE-DOWN.

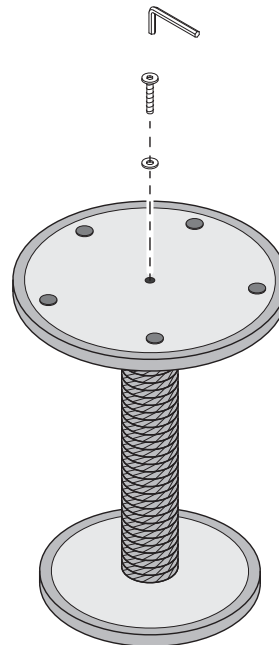
Tightly screw down the main scratch post (clockwise) onto the smaller top platform.



2 To finish, you will need these pieces:



Add the base, washer, and screw. Tighten down securely with the allen wrench.



Make sure all assembly points are tight and stable. Flip the finished unit upright for use.

