

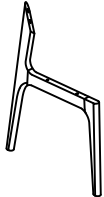
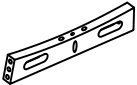
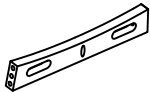










Product Assembly Instructions

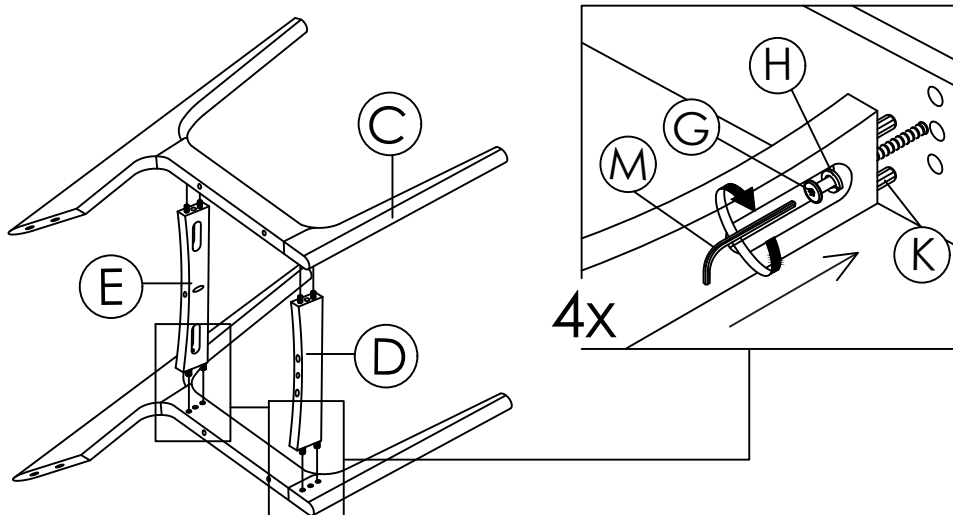
PART LIST

 A : BACKREST x1	 B : CUSHION SEAT x1	 C : SIDE LEG (L & R) x2
 D : FRONT RAIL x1	 E : BACK RAIL x1	

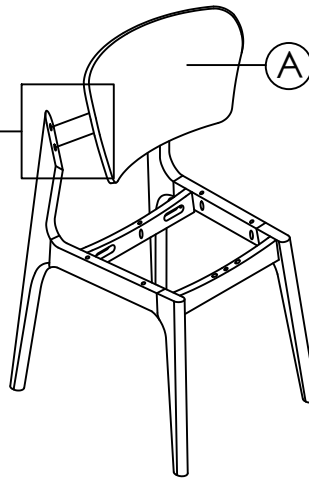
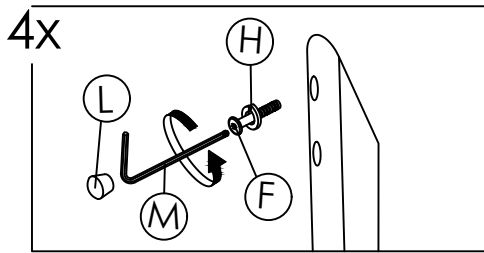
HARDWARE LIST

 F : JCBC SCREW M6 x 25mm x4	 G : JCBC SCREW M6 x 50MM x4	 H : SPRING WASHER 1/4" x8
 I : PAN HEAD WOOD SCREW M5 X 32mm x6	 J : WOOD DOWEL DIA 8 x 25mm x2	 K : WOOD DOWEL DIA 8 x 35mm x8
 L : WOOD BUTTON 14.5MM x4	 M : ALLEN KEY M4 (BALL SHAPE) x1	

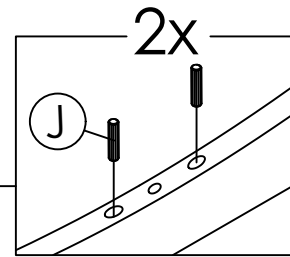
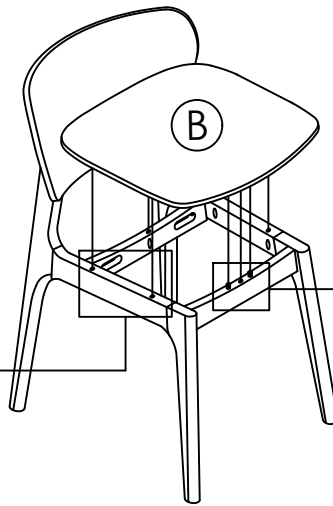
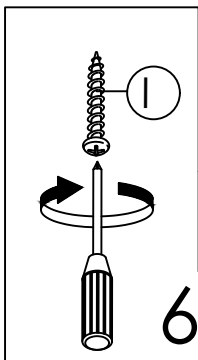
STEP 1



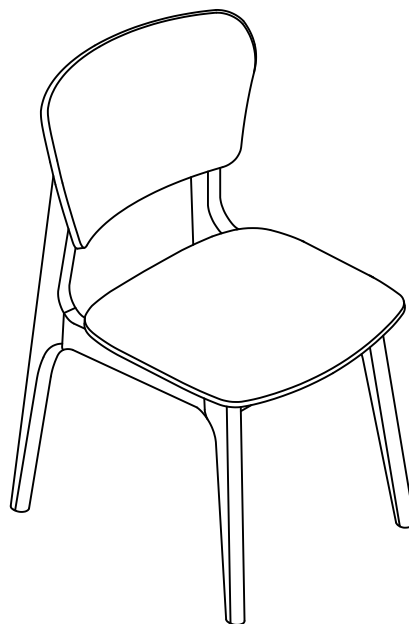
STEP 2



STEP 3

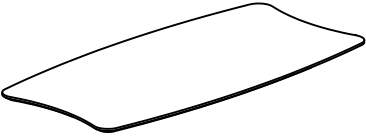



STEP 4








Product Assembly Instructions

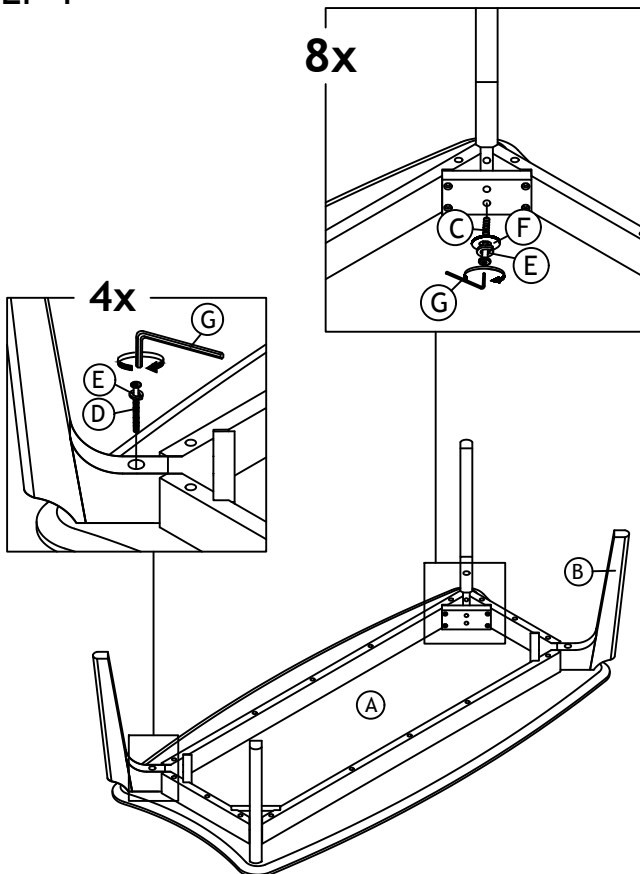
PART LIST

 <p>A : TABLE TOP x1</p>	 <p>B : TABLE LEG x4</p>	
---	---	--

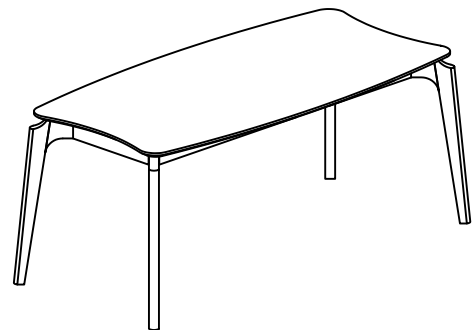
HARDWARE LIST

 <p>C : JCBB SCREW M8 x 80MM x8</p>	 <p>D : JCBB SCREW M8 x 60MM x4</p>	 <p>E : SPRING WASHER 5/16" x12</p>
 <p>F: FLAT WASHER 5/16" x8</p>	 <p>G: ALLEN KEY M5 x1</p>	

STEP 1



STEP 2



COMPLETED ASSEMBLY