



ASSEMBLY INSTRUCTION

PART



A
x1pc



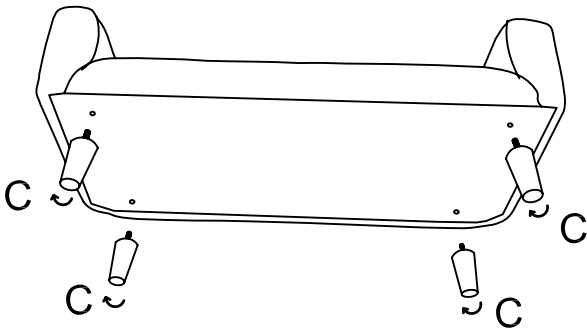
B
x2pcs



C
x4pcs


Step 1

Tighten the legs "C"



Step 2

Adjust the angle of back, put the pillows "B" on sofa, then assembly is finished.



For sofa bed

Open the zipper, stretch out the 2 folding legs at the back, then put down the back.

