



San Diego Square Pendant

ELLAHOME

SKU#

PD59

Overall

28"L x 28"D x 17"H

Height measurement does not include chain or canopy.

Description

You'll feel entranced with this metal lantern that displays plenty of geometric flair. Vertical rows of rectangles come together to form a stunning wrought iron lantern. This piece hangs from a link chain and looks perfect over a dining room table or in a foyer.

Materials

Wrought Iron











Watts per Socket/Item

40/320

Socket Type

E12

Finish Options

-  AB Antique Black
-  BB Bronzed Brass
-  DO Deep Ocean
-  DG Distressed Gray
-  FB Flat Black
-  GL Gold Leaf (+15%)
-  MB Metallic Bronze
-  MG Metallic Graphite
-  OW Oyster White
-  SL Silver Leaf (+15%)



Number of Lights

8

Voltage

120V

Canopy Shape

Round

Chain Included

6'

Cord

9' Silver

Canopy

1" h x 6" dia.

Weight

15 lb

Bulbs not included

UL Listed