



**INSTRUCTIONS D'ASSEMBLAGE
ASSEMBLY INSTRUCTIONS**

**BUREAU -
58"L / DESSUS ESPRESSO DE COIN / METAL NOIR**

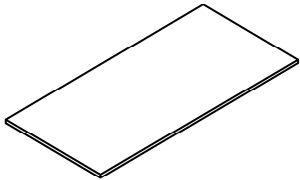
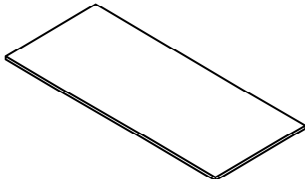

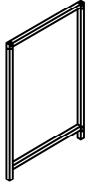
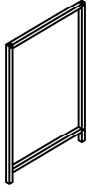
**COMPUTER DESK -
58"L / ESPRESSO TOP / BLACK METAL CORNER**



**POUR DE L'ASSISTANCE OU POUR COMMANDER
DES PIÈCES CONTACTEZ NOTRE DÉPARTEMENT
DE SERVICE À LA CLIENTÈLE.**

**FOR ASSISTANCE OR TO ORDER PARTS
CONTACT OUR CUSTOMER SERVICE DEPARTMENT**




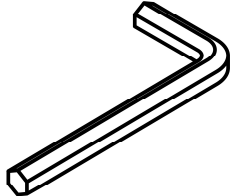
LISTE DES PIÈCES PARTS LIST

PIÈCE / PART #	IMAGE	DESCRIPTION	QTY / QTÉ
1		DESK TOP SURFACE DU BUREAU	1
2		DESK TOP SURFACE DU BUREAU	1
3		LEG PATTE	1
4		FRONT FACING LEFT LEG PATTE AVANT GAUCHE	1
5		FRONT FACING RIGHT LEG PATTE AVANT DROITE	1

LISTE DES PIÈCES
PARTS LIST

PIÈCE / PART #	IMAGE	DESCRIPTION	QTY / QTÉ
6		CONNECTOR CONNECTEUR	1
7		CONNECTOR CONNECTEUR	1
8		CONNECTOR CONNECTEUR	1
9		CONNECTOR CONNECTEUR	1
10		CONNECTOR CONNECTEUR	1

LISTE DES PIÈCES DE MONTAGE HARDWARE LIST

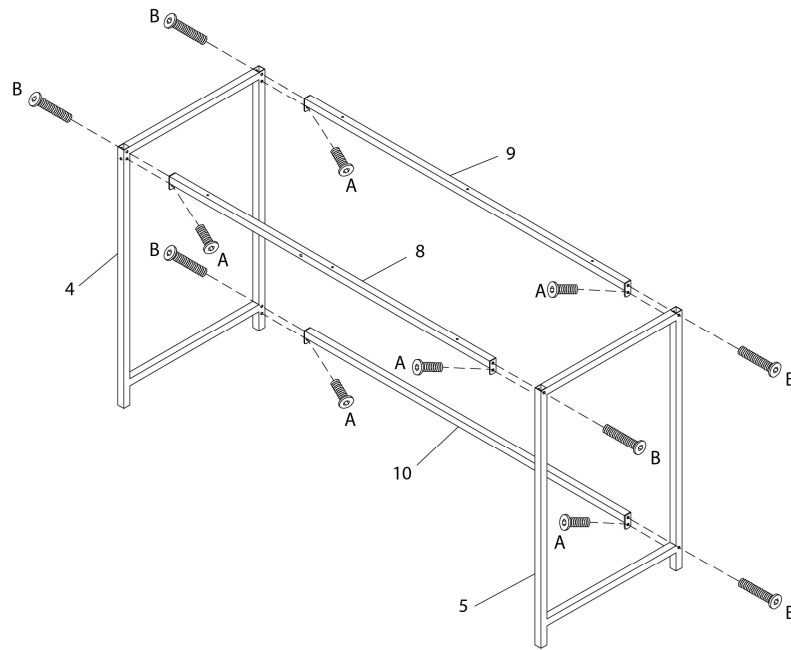
PIÈCE / PART #	IMAGE	DESCRIPTION	QTY / QTÉ
A		ASSEMBLING BOLT - Ø 1/4" X 1/2" BOULON D'ASSEMBLAGE - Ø 1/4" X 1/2"	9
B		ASSEMBLING BOLT - Ø 1/4" X 1 1/8" BOULON D'ASSEMBLAGE - Ø 1/4" X 1 1/8"	20
C		ASSEMBLING BOLT - Ø 1/4" X 1 1/2" BOULON D'ASSEMBLAGE - Ø 1/4" X 1 1/2"	1
D		HEX KEY - M4, 3M CLÉ HEXAGONALE - M4, 3M	1



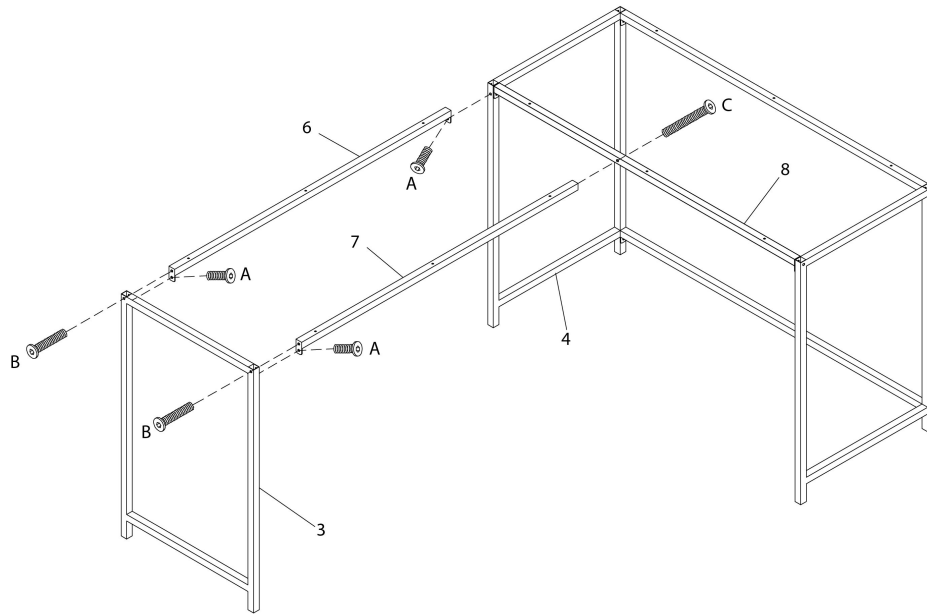
OUTIL DE VÉRIFICATION DE DIMENSIONS DES PIÈCES
HARDWARE DIMENSIONS VERIFICATION TOOL



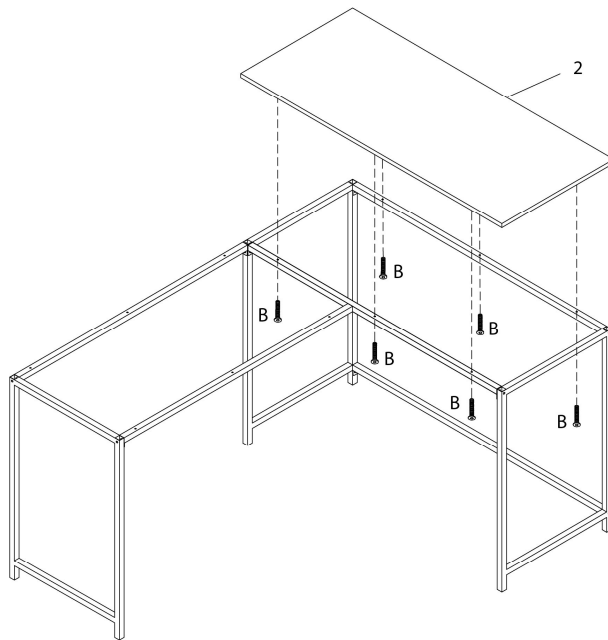
ÉTAPE / STEP 1



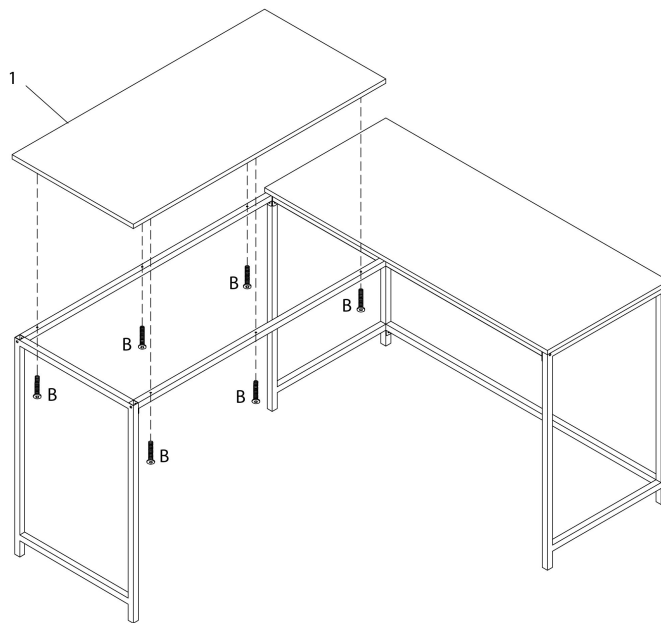
ÉTAPE / STEP 2



ÉTAPE / STEP 3



ÉTAPE / STEP 4



ÉTAPE / STEP 5

