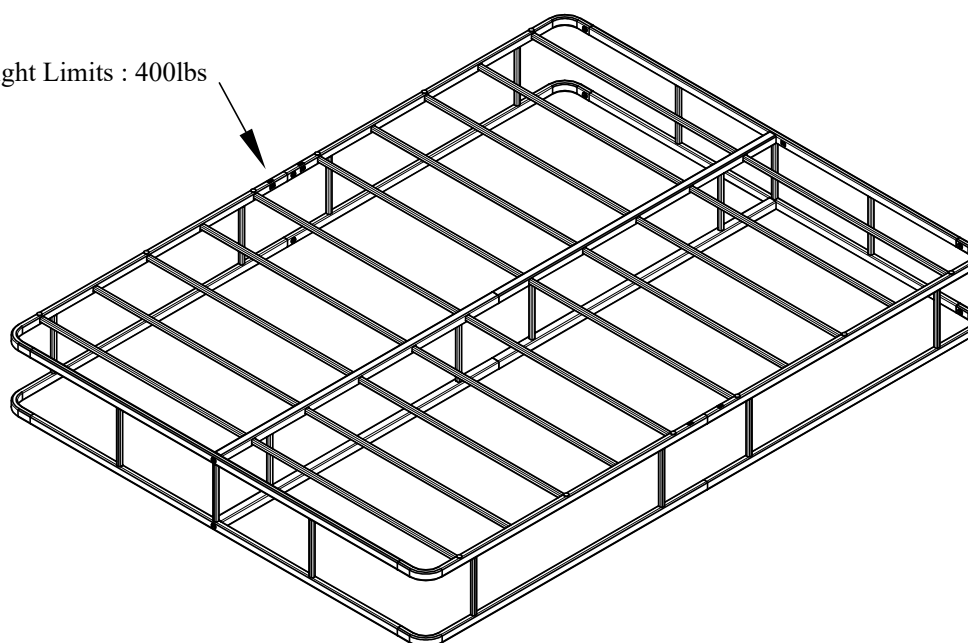


ASSEMBLY INSTRUCTIONS

Weight Limits : 400lbs



Description : *DOTHAN TWIN BED*

Dimension : 74"L x 37.5"W x 9"H

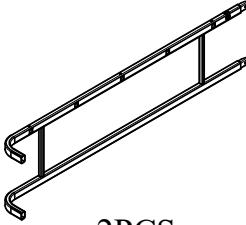
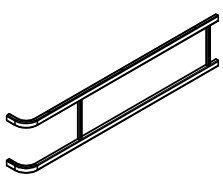
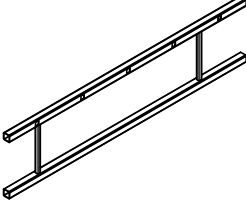
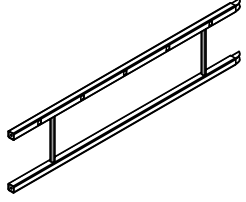


Cube Size : 43.5"x10.4"x6.9"

NW: 21 LBS

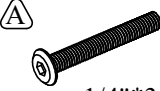


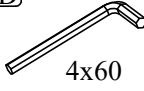
GW: 26.4 LBS

DOTHAN TWIN BED

PART LIST

 <p>1 2PCS</p>	 <p>2 2PCS</p>	 <p>3 1PC</p>	 <p>4 1PC</p>	 <p>5 2PCS</p>	 <p>6 10 PCS</p>
--	---	--	---	---	---

HARDWARE LIST

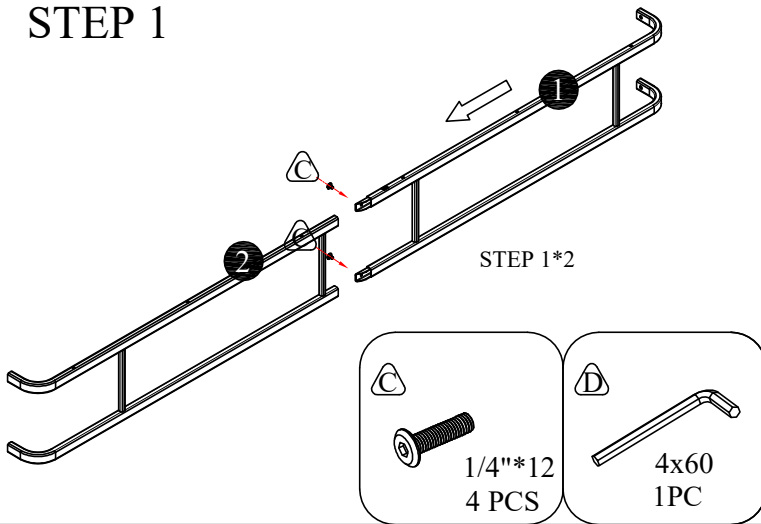
 <p>A 1/4"*30 4PCS</p>	 <p>B 1/4"*15 12 PCS</p>	 <p>C 1/4"*12 14PCS</p>	 <p>D 4x60 1PCS</p>
---	---	--	--

SAFETY WARNINGS AND GENERAL NOTES:

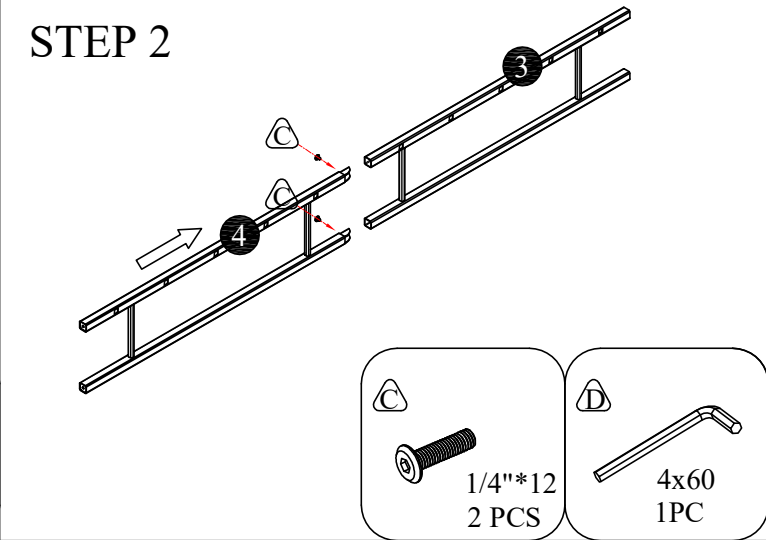
- *Follow the information on the warnings on the bunk bed end structure and on the carton.
Do not remove the warning label from the bed.
 - *Always use the recommended size mattress on mattress support, or both, to help prevent the likelihood of entrapment or falls.
 - *The top surface of the mattress must be at least 5" (127mm) below the upper edge of the guardrail.
 - *Do not allow children under 6 years of age to use the upper bunk.
 - *Periodically check and ensure the guardrail, ladder and other components are in their proper position, free from damage, and all connectors are tight.
 - *Prohibit horseplay on or under beds. Always prohibit jumping on the bed.
 - *Prohibit more than one person on upper bunk.
 - *Always use the ladder for entering and leaving the upper bunk.
 - *Do not use substitute parts. Contact the manufacturer or dealer for replacement parts.
 - *Use of a night-tight may provide added safety precaution for a child using the upper bunk.
 - *Always use guardrails on both long sides of the upper bunk.
 - *If the bunk bed will be placed next to a wall, the guardrail that runs the full length of the bed should be placed against the wall to prevent entrapment between the bed and the wall.
 - *The use of water or sleep flotation mattresses is prohibited.
 - *Keep these instructions for future reference.
 - *We recommend assembling your bunk bed on the shipping carton to protect your floor or carpet. Be certain all staples are out of the box before beginning assembly on the shipping carton.
- STRANGULATION HAZARD** - Never attach or hang items to any part of the bunk bed that are not designed for use with the bed; for example, but not limited to, hooks, belts, and jumping ropes.

DOTHAN TWIN BED

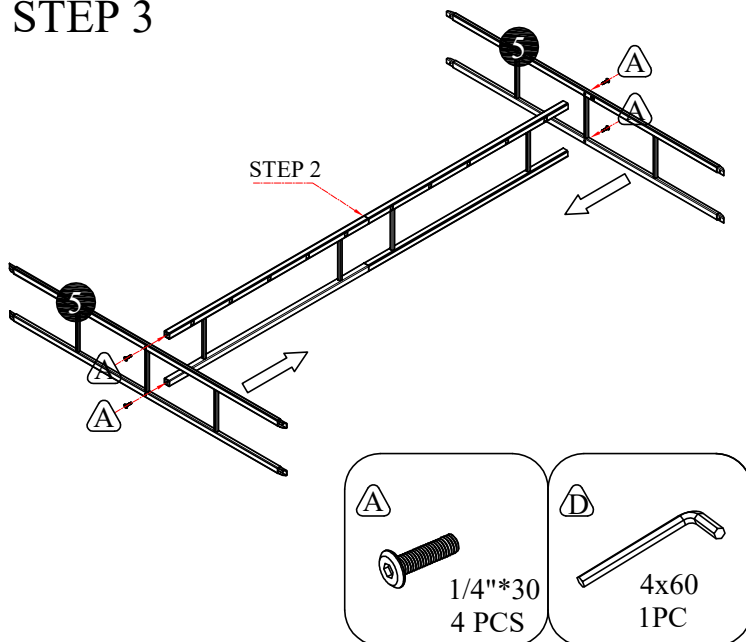
STEP 1



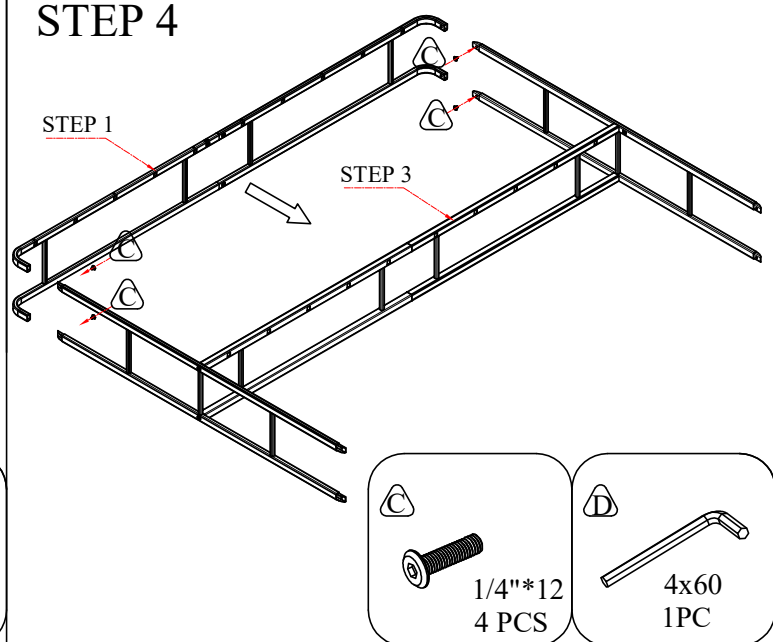
STEP 2



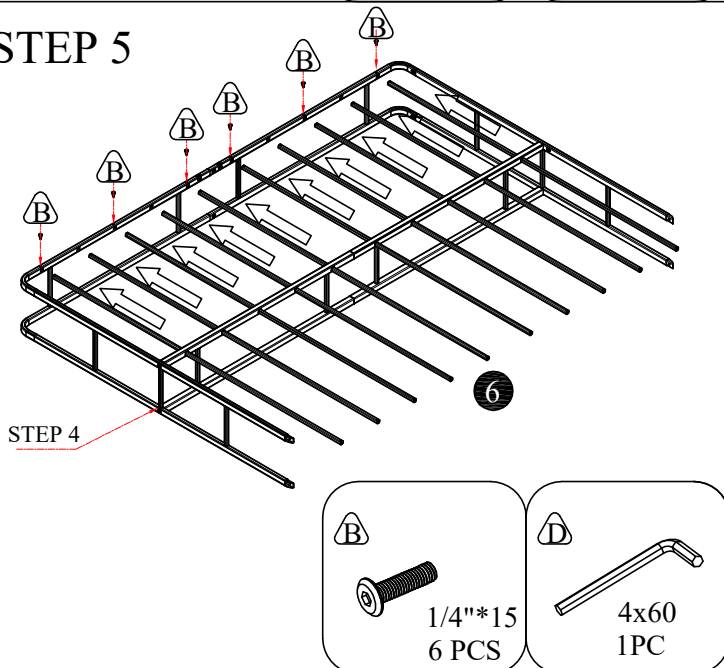
STEP 3



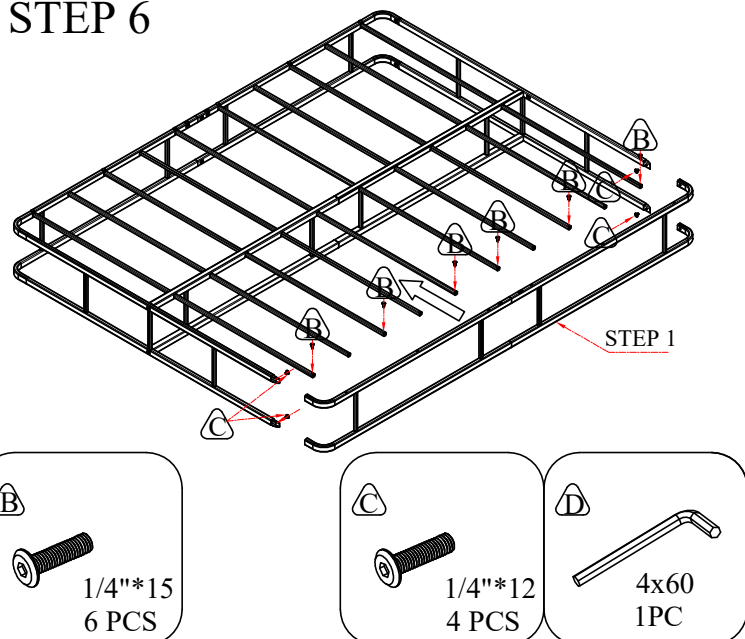
STEP 4



STEP 5



STEP 6



DOTHAN TWIN BED