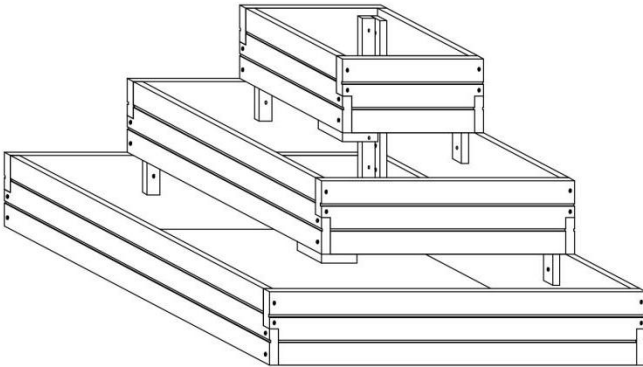


Wooden Raised Garden Bed



This is the original instruction, please read all manual instructions carefully before operating. Reserves a clear interpretation of our usermanual. The appearance of the product shall be subject to the product you received. Please forgive us that we won't inform you again if there are any technology or software updates on our product.



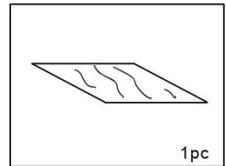
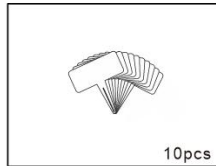
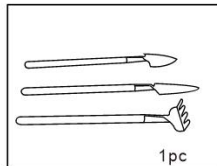
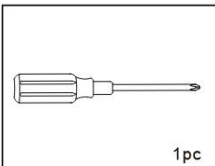
NOTICE Please retain instructions for future needs.

- Do not stand on or use any parts of this item as a step ladder.
- Fasten screws loosely during assembly. Do not firmly tighten the screws until the item is completely assembled.
- Double-check all the bolts, screws, and knobs have been firmly tightened before use.
- To prevent items fall apart, please regularly check if all bolts, screws, and knobs are secure.
- Do not use or store this item in the proximity of open flame or flammable/combustible chemicals.
- Be aware that some parts are heavy and have sharp edges when assembling and using.
- Do not use this item in a way inconsistent with the manufacturer's instructions as this could void the product warranty.
- This item is made of wood and may expand due to moisture.

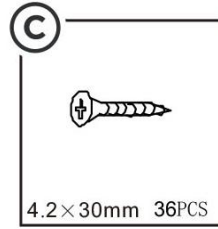
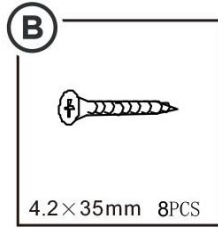
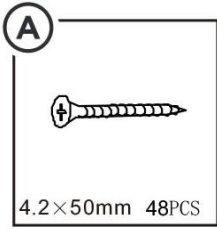
SPECIFICATIONS

Product Size	113x113x51cm
Color	Natural

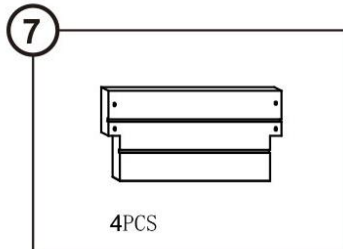
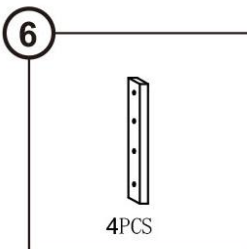
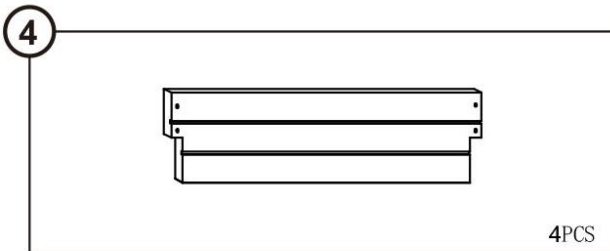
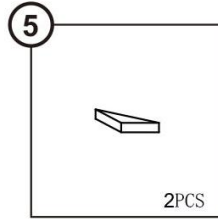
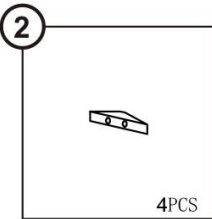
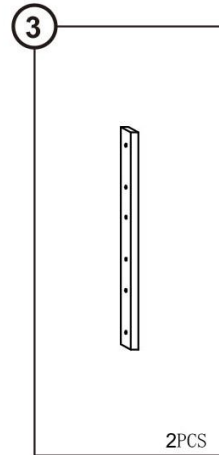

ACCESSORY



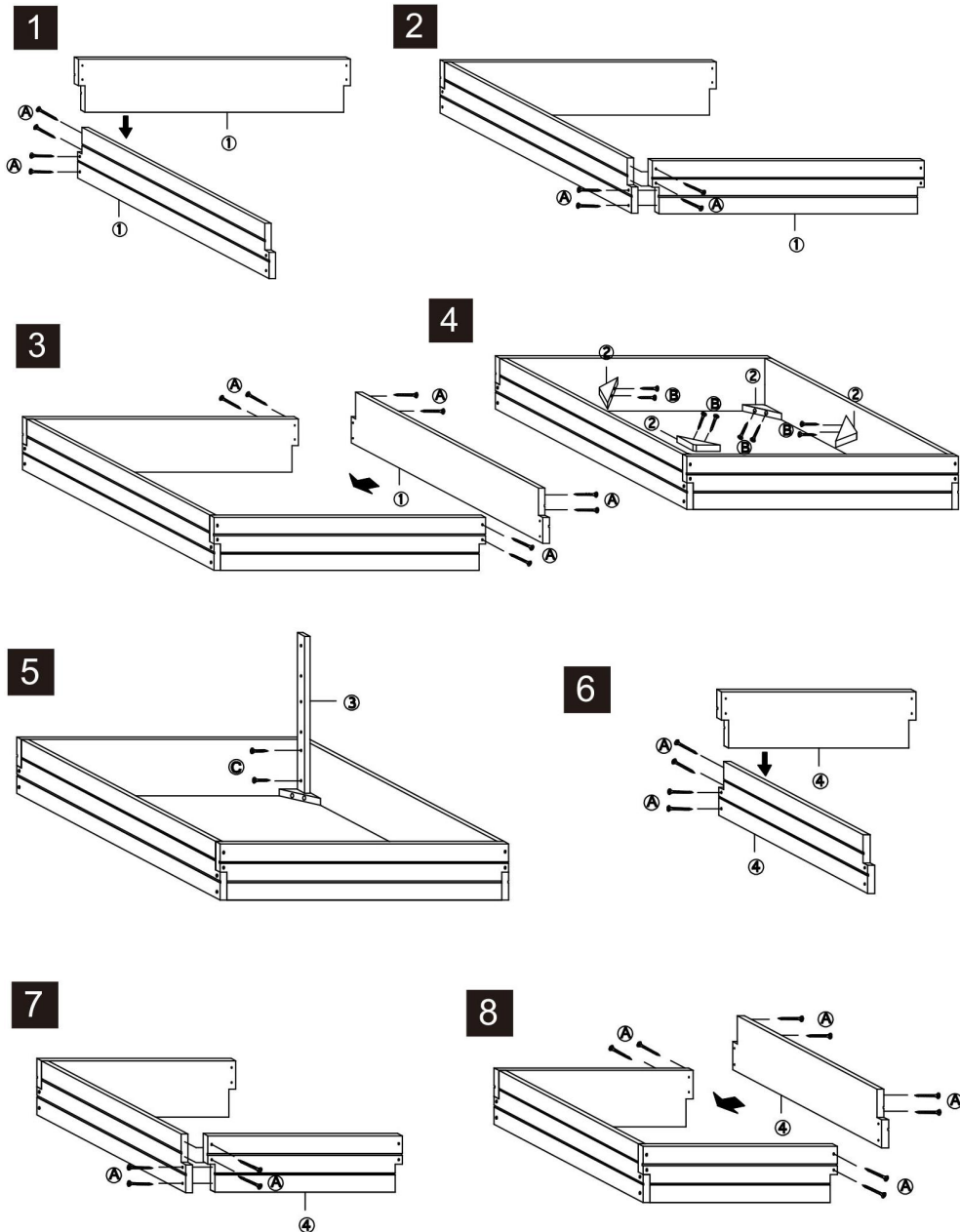
HARDWARE



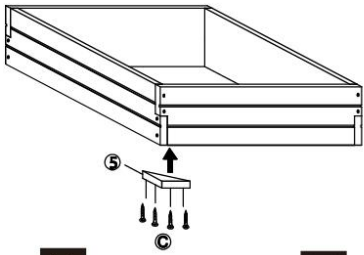
PARTS



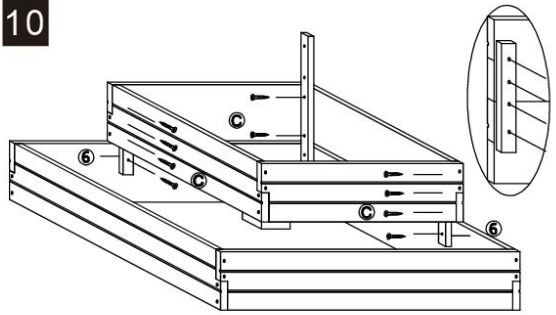
PRODUCT ASSEMBLY



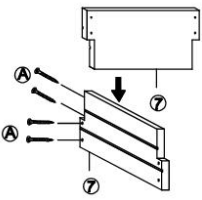
9



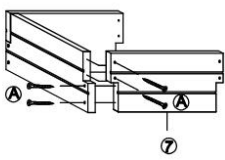
10



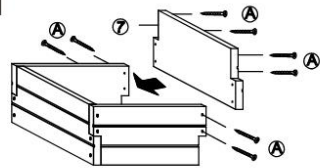
11



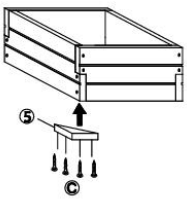
12



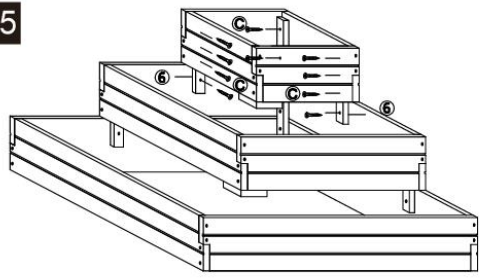
13



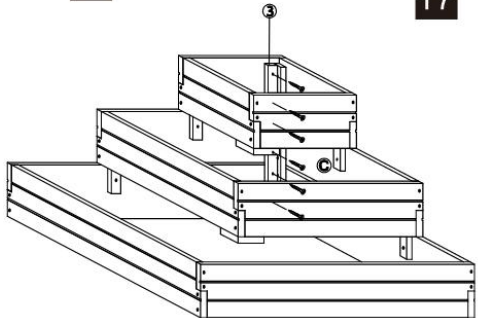
14



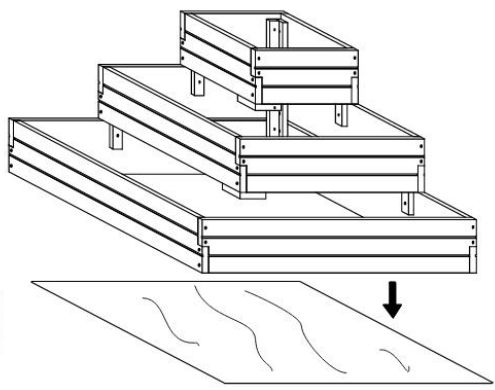
15



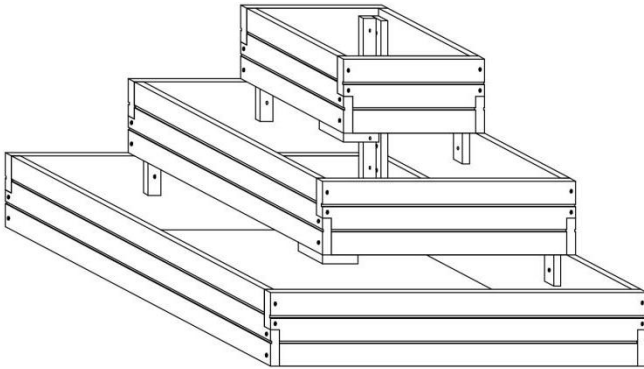
16



17



Wooden Raised Garden Bed



Estas son las instrucciones originales; lea atentamente todas las instrucciones del manual antes de utilizarlo. Se reserva el derecho de interpretar su manual de usuario. La apariencia del producto dependerá del producto que haya recibido. Le rogamos que nos disculpe si no le informamos de nuevo si hay actualizaciones tecnológicas o de

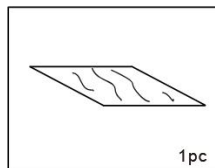
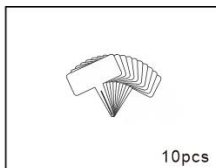
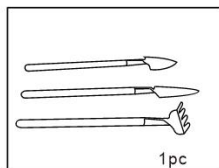
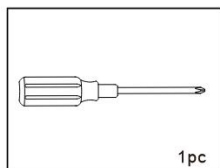
⚠ AVISO Conserve las instrucciones para futuras necesidades.

- No se pare sobre este artículo ni utilice ninguna de sus partes como escalera de mano.
- Apriete los tornillos ligeramente durante el montaje. No los apriete con fuerza hasta que el artículo esté completamente ensamblado.
- Verifique nuevamente que todos los pernos, tornillos y perillas estén firmemente apretados antes de usar.
- Para evitar que los artículos se deshagan, verifique periódicamente que todos los pernos, tornillos y perillas estén bien apretados.
- No utilice ni almacene este artículo cerca de llamas abiertas o de productos químicos inflamables o combustibles.
- Tenga en cuenta que algunas piezas son pesadas y tienen bordes afilados durante el montaje y el uso.
- No utilice este artículo de una manera incompatible con las instrucciones del fabricante, ya que esto podría anular la garantía del producto.
- Este artículo está hecho de madera y puede expandirse debido a la humedad.

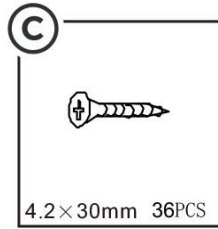
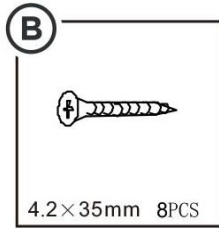
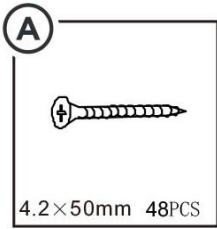
PRESUPUESTO

Tamaño del producto	113x113x51cm
Color	Natural

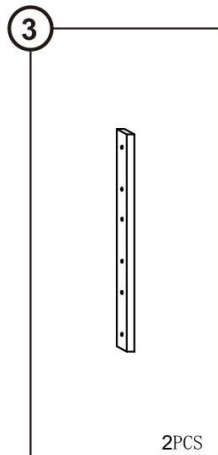
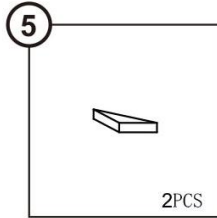
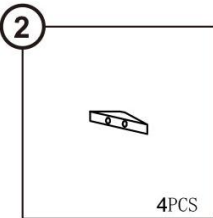

ACCESORIO

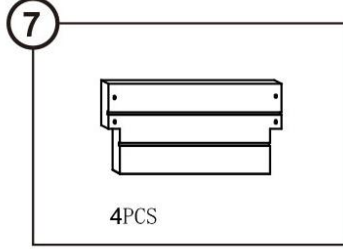
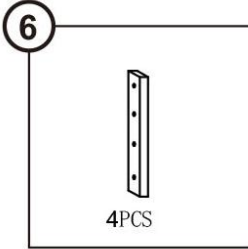
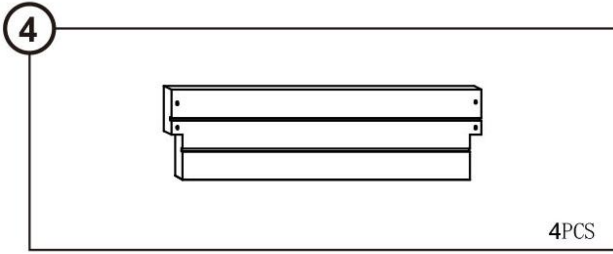


HARDWARE

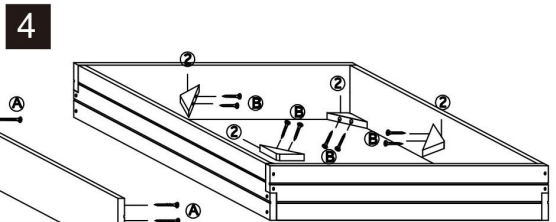
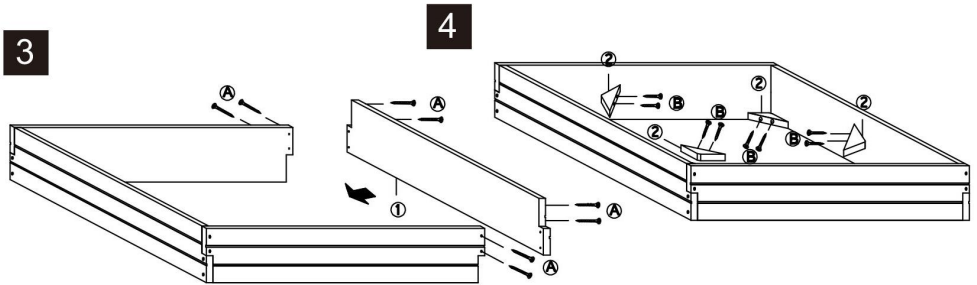
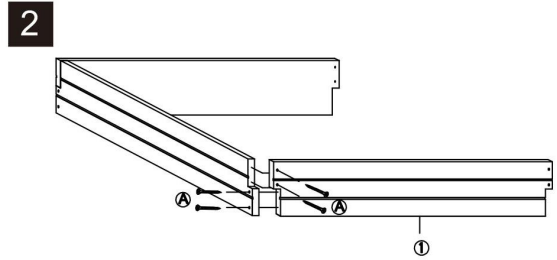
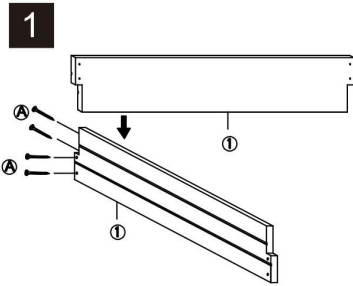


REGIONES

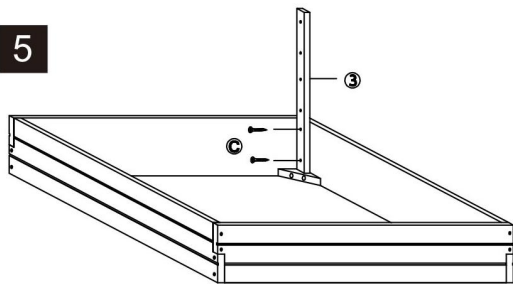




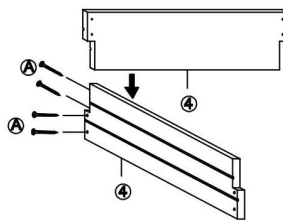
MONTAJE DEL PRODUCTO



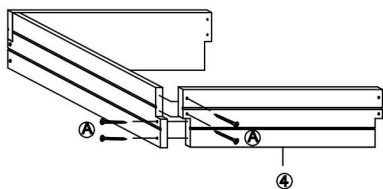
5



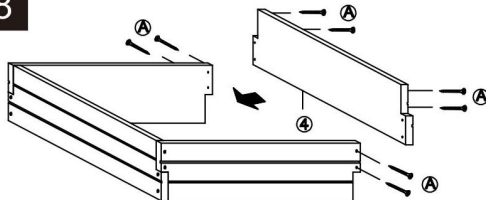
6



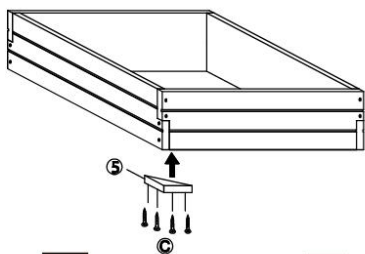
7



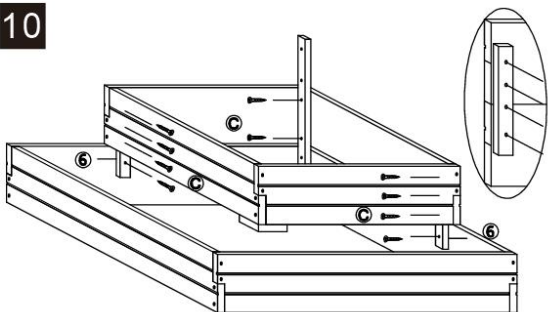
8



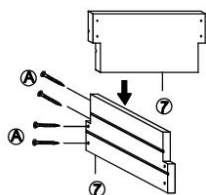
9



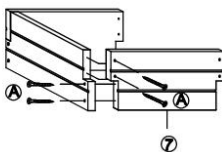
10



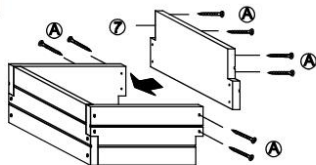
11



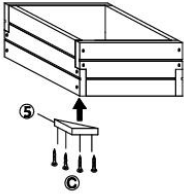
12



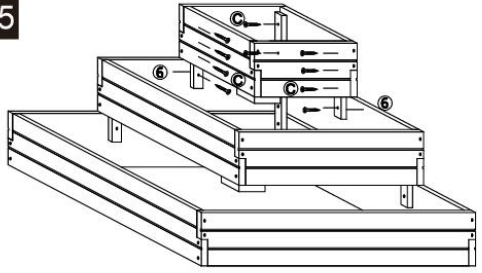
13



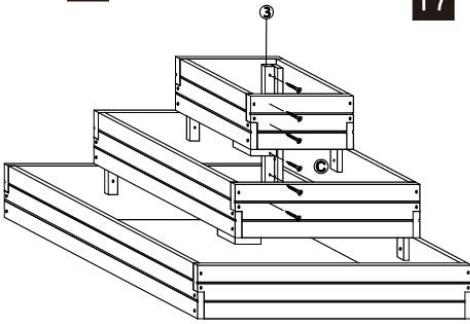
14



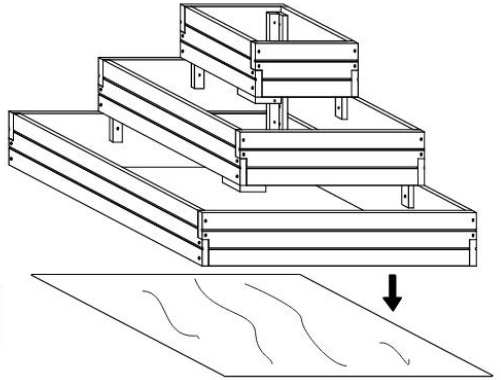
15



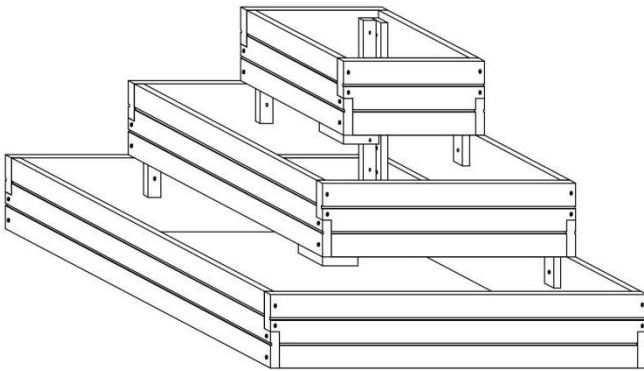
16



17



Wooden Raised Garden Bed



Detta är originalinstruktionerna, vänligen läs alla instruktioner noggrant innan du använder produkten. Förbehåller sig en tydlig tolkning av vår användarmanual. Produktens utseende ska vara beroende av den produkt du mottagit. Vi ber om ursäkt för att vi inte kommer att informera dig igen om det finns några teknik- eller programuppdateringar för vår

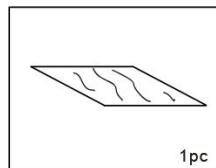
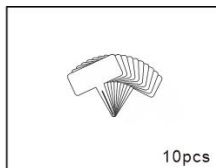
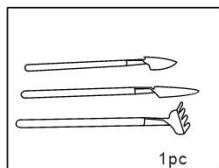
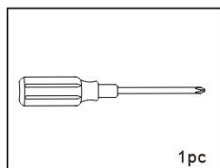
⚠ VARSEL Spara instruktionerna för framtida behov.

- Stå inte på och använd inte några delar av denna artikel som en steg.
- Dra åt skruvarna löst under monteringen. Dra inte åt skruvarna ordentligt förrän artikeln är helt monterad.
- Dubbelkolla att alla bultar, skruvar och vred är ordentligt åtdragna före användning.
- För att förhindra att föremål faller isär, kontrollera regelbundet att alla bultar, skruvar och vred är säkrade.
- Använd eller förvara inte denna produkt i närheten av öppen låga eller brandfarliga/brännbara kemikalier.
- Var medveten om att vissa delar är tunga och har vassa kanter vid montering och användning.
- Använd inte denna produkt på ett sätt som inte överensstämmer med tillverkarens instruktioner eftersom det kan ogiltigförklara produktgarantin.
- Denna artikel är tillverkad av trä och kan expandera på grund av fukt.

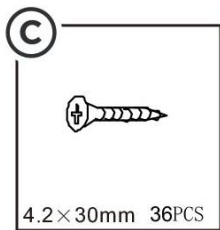
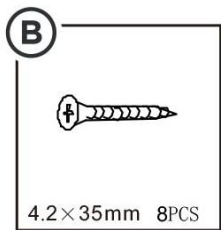
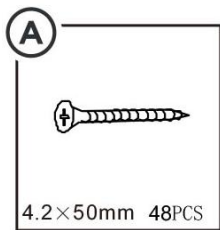
SPECIFIKATIONER

Produktstorlek	113x113x51 cm
Färg	Naturlig

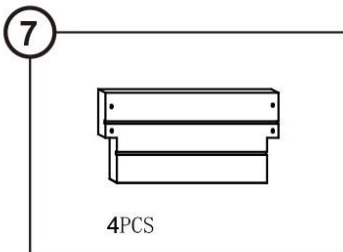
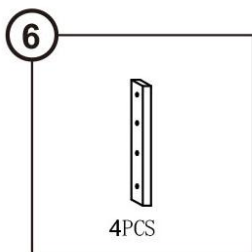
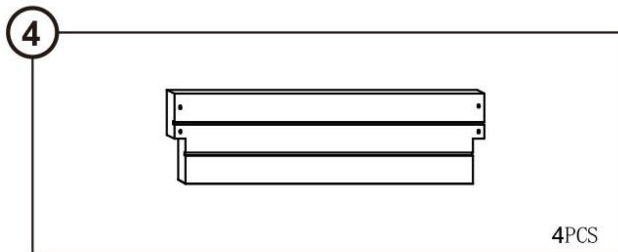
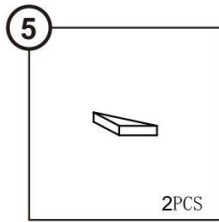
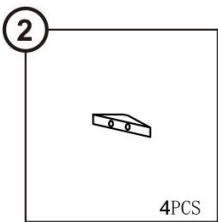
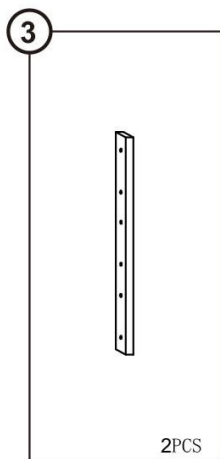

ÅTFÖLJANDE



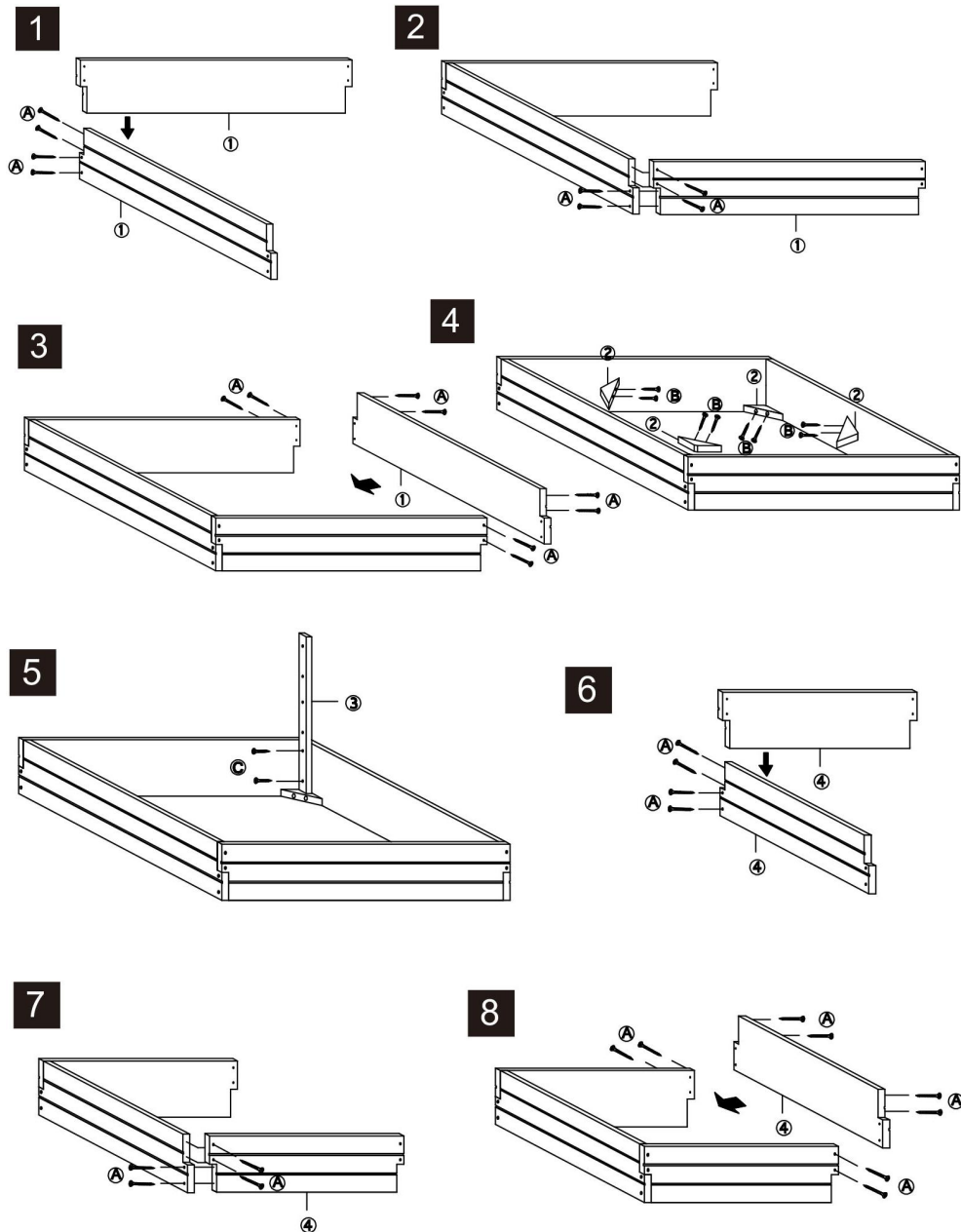
HÅRDVARA



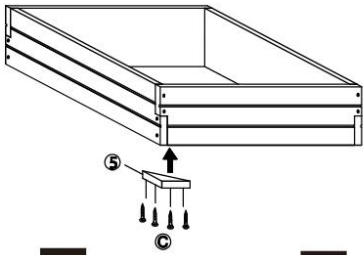
DELAR



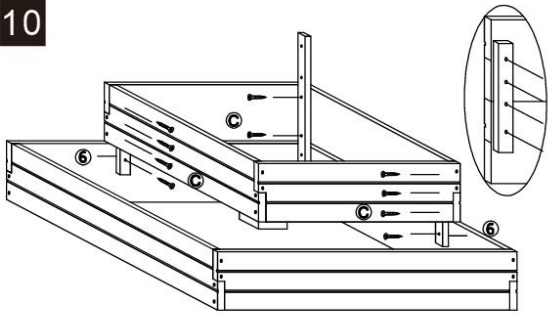
PRODUKTMONTERING



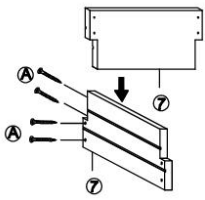
9



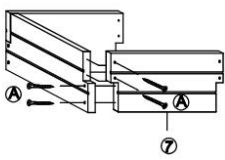
10



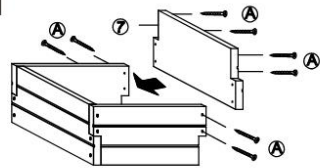
11



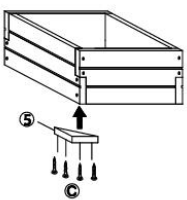
12



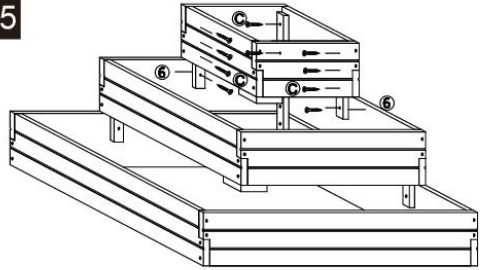
13



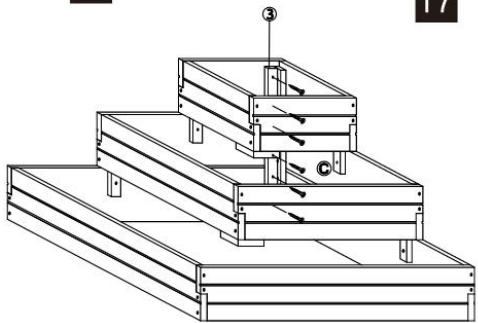
14



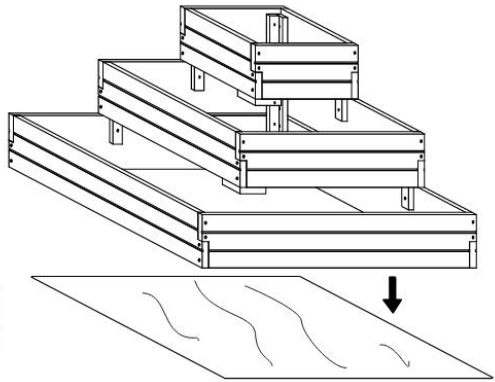
15



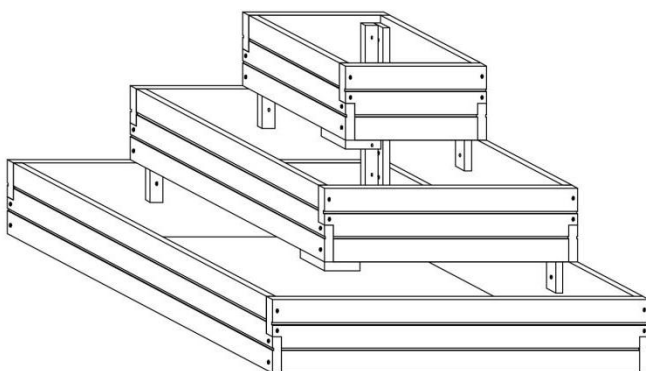
16



17



Wooden Raised Garden Bed



Dit is de originele handleiding. Lees alle instructies in de handleiding zorgvuldig door voordat u het product in gebruik neemt. Behoudt zich het recht voor om de gebruikershandleiding anders te interpreteren. Het uiterlijk van het product kan afwijken van het product dat u ontvangt. Wij zullen u niet opnieuw informeren over eventuele technologische of

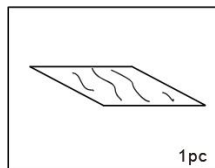
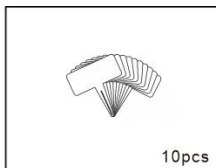
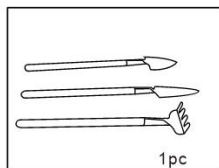
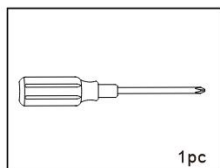
! KENNISGEVING Bewaar deze instructies voor toekomstig gebruik.

- Ga niet op dit artikel staan en gebruik geen enkel onderdeel ervan als opstapje.
- Draai de schroeven tijdens de montage losjes vast. Draai de schroeven pas volledig aan als het product volledig gemonteerd is.
- Controleer voor gebruik of alle bouten, schroeven en knoppen goed vastzitten.
- Om te voorkomen dat onderdelen uit elkaar vallen, dient u regelmatig te controleren of alle bouten, schroeven en knoppen goed vastzitten.
- Gebruik of bewaar dit artikel niet in de buurt van open vuur of ontvlambare chemicaliën.
- Houd er rekening mee dat sommige onderdelen zwaar zijn en scherpe randen hebben tijdens de montage en het gebruik.
- Gebruik dit artikel niet op een manier die niet in overeenstemming is met de instructies van de fabrikant, aangezien dit de productgarantie ongeldig kan maken.
- Dit artikel is gemaakt van hout en kan door vocht uitzetten.

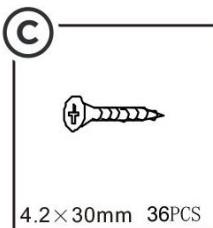
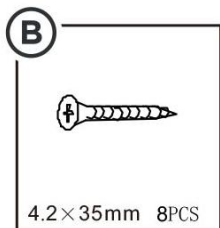
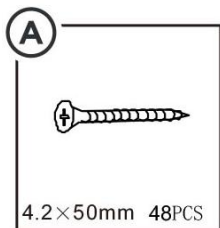
SPECIFICATIES

Productgrootte	113x113x51cm
Kleur	Natuurlijk

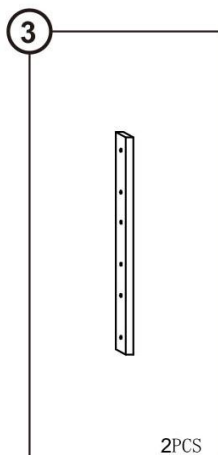
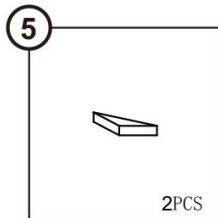
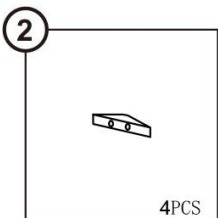

ACCESSOIRE



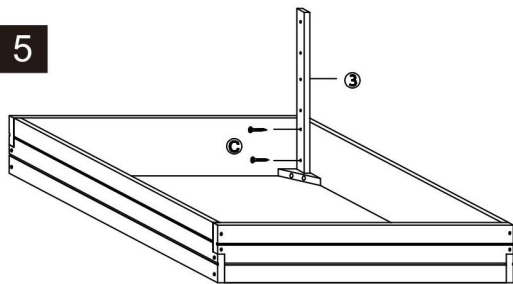
HARDWARE



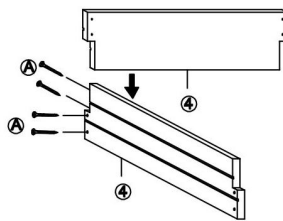
ONDERDELEN



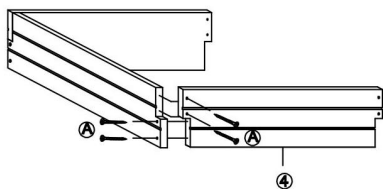
5



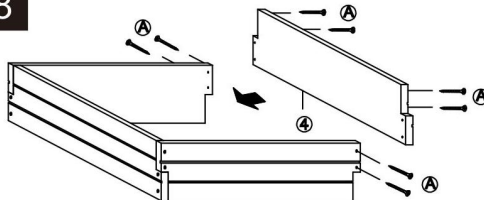
6



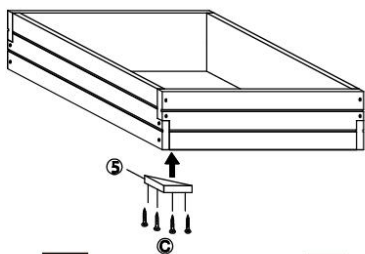
7



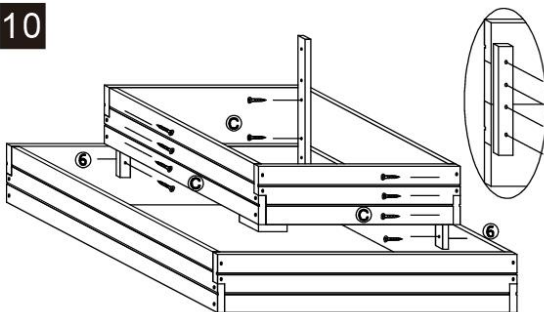
8



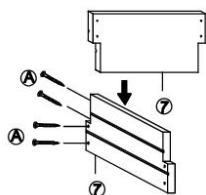
9



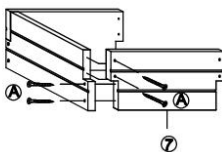
10



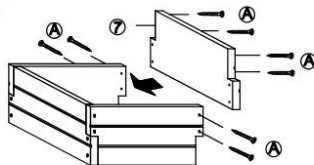
11



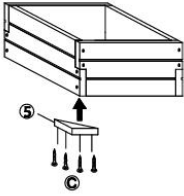
12



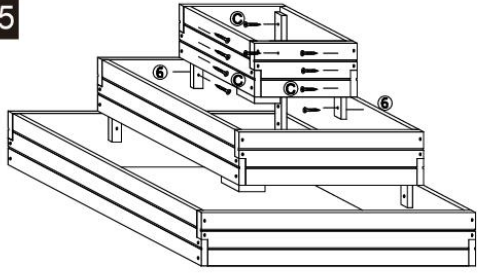
13



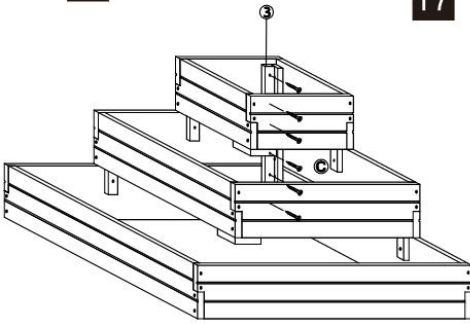
14



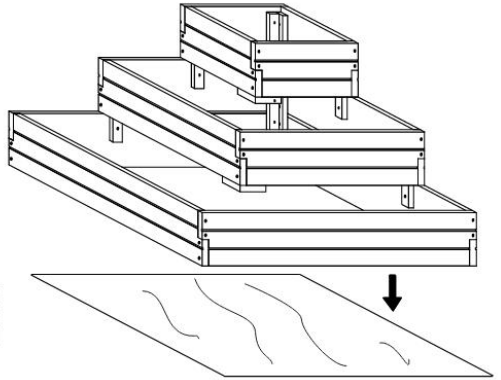
15



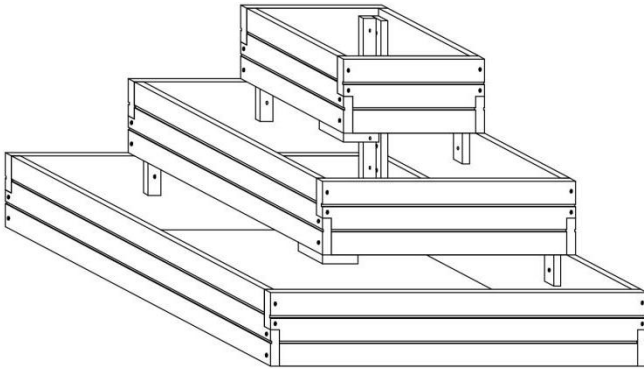
16



17



Wooden Raised Garden Bed



Voici les instructions originales. Veuillez lire attentivement toutes les instructions du manuel avant utilisation. Se réserve le droit d'interpréter ce manuel à sa guise. L'apparence du produit que vous recevrez peut différer. Nous vous prions de nous excuser si nous vous informons des mises à jour techniques ou logicielles concernant notre

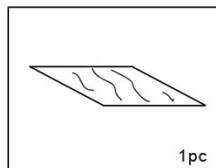
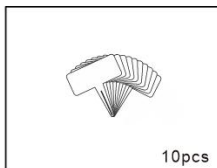
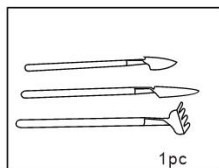
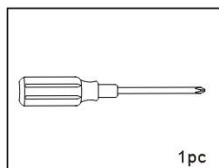
⚠ AVIS Veuillez conserver ces instructions pour toute utilisation ultérieure.

- Ne vous tenez pas debout sur cet objet et n'utilisez aucune partie de celui-ci comme un escabeau.
- Serrez légèrement les vis lors du montage. Ne les serrez fermement qu'une fois l'article entièrement assemblé.
- Avant utilisation, vérifiez que tous les boulons, vis et boutons sont bien serrés.
- Pour éviter que les articles ne se désagrègent, veuillez vérifier régulièrement que tous les boulons, vis et boutons sont bien serrés.
- Ne pas utiliser ni entreposer cet article à proximité d'une flamme nue ou de produits chimiques inflammables/combustibles.
- Veuillez noter que certaines pièces sont lourdes et présentent des bords tranchants lors de l'assemblage et de l'utilisation.
- N'utilisez pas cet article d'une manière non conforme aux instructions du fabricant, car cela pourrait annuler la garantie du produit.
- Cet article est fabriqué en bois et peut se dilater sous l'effet de l'humidité.

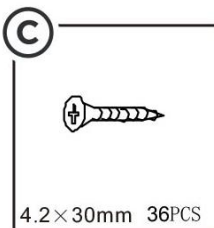
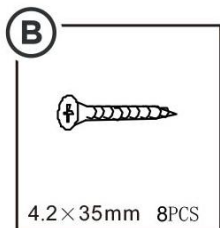
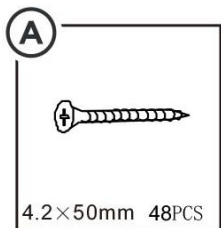
CARACTÉRISTIQUES

Taille du produit	113 x 113 x 51 cm
Couleur	Naturel

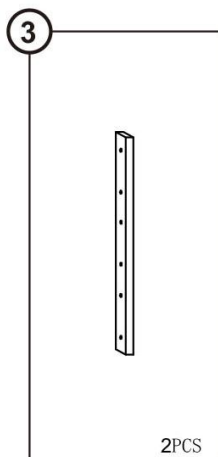
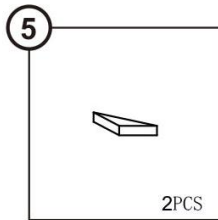
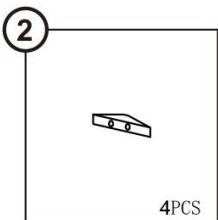

ACCESSOIRE

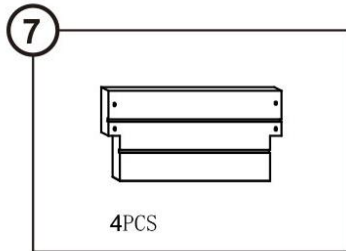
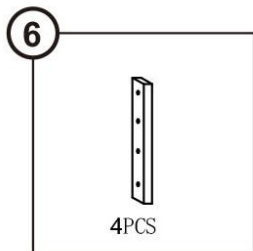
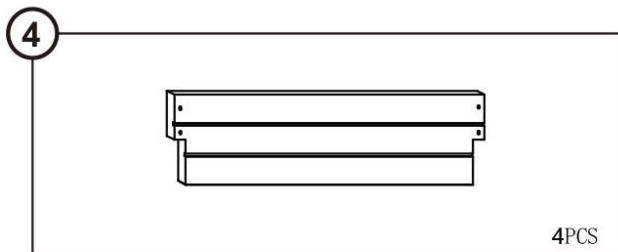


MATÉRIEL

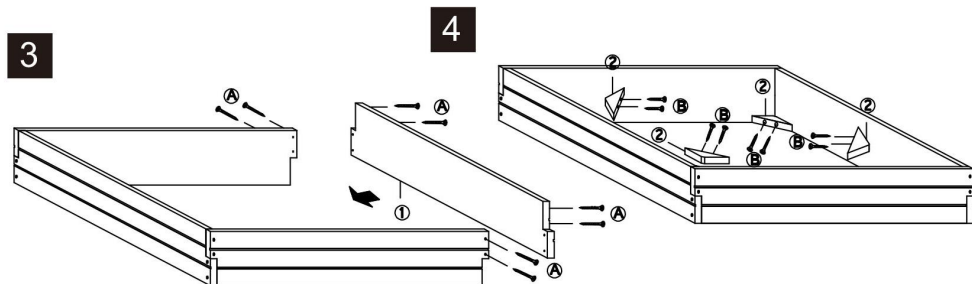
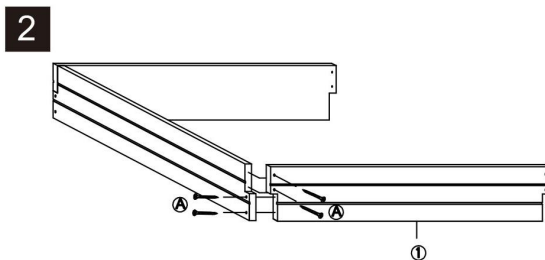
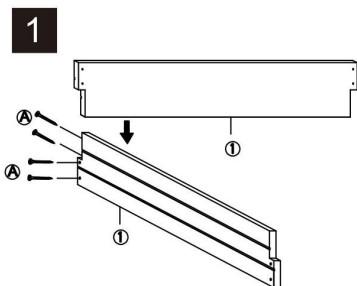


PARTIES

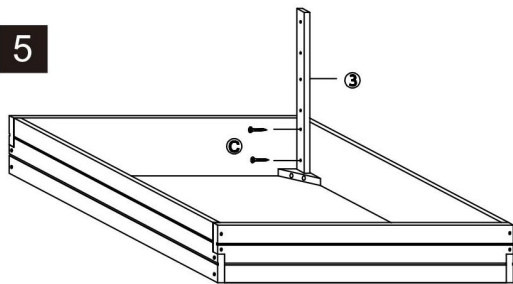




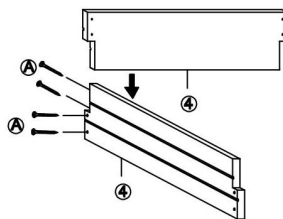
ASSEMBLAGE DU PRODUIT



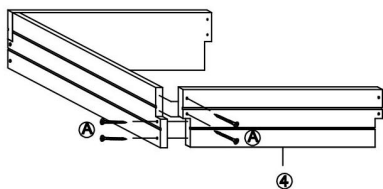
5



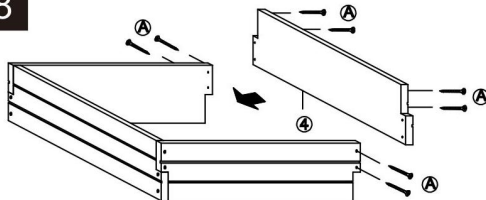
6



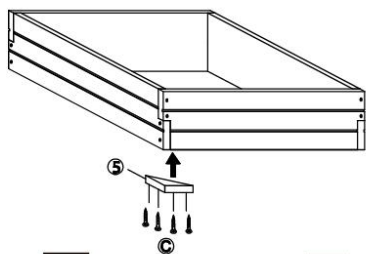
7



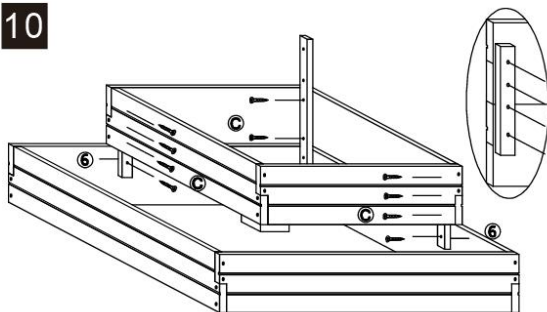
8



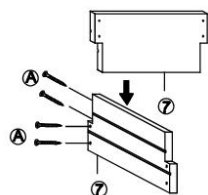
9



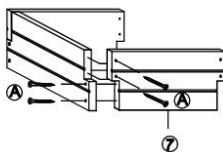
10



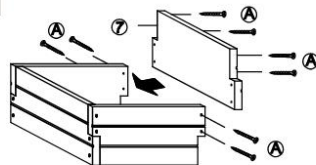
11



12



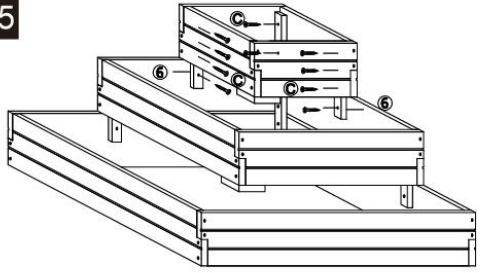
13



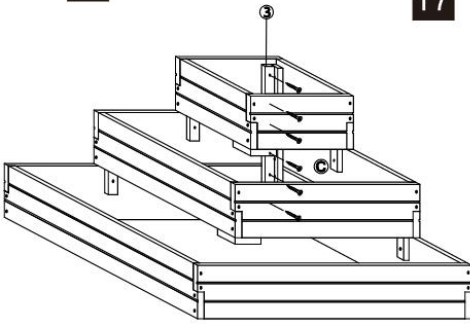
14



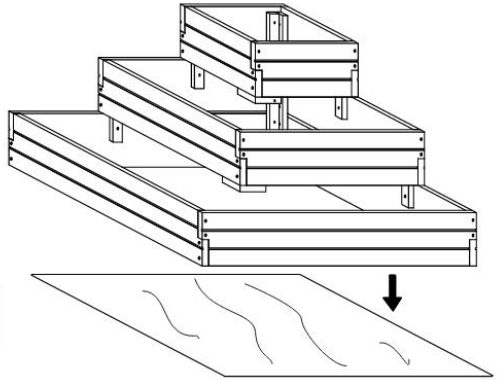
15



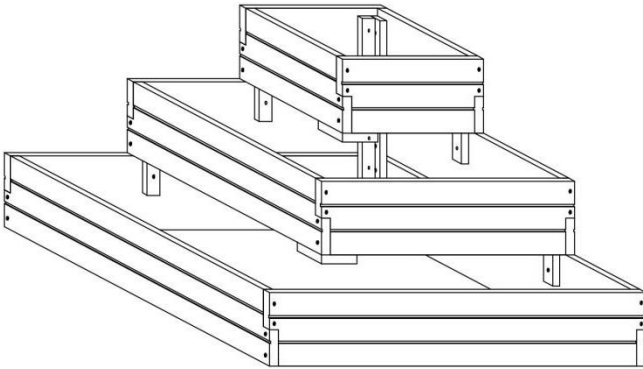
16



17



Wooden Raised Garden Bed



Dies ist die Originalanleitung. Bitte lesen Sie die gesamte Bedienungsanleitung vor der Inbetriebnahme sorgfältig durch. Behält sich die Auslegung der Bedienungsanleitung vor. Das Aussehen des Produkts kann von dem gelieferten Produkt abweichen. Wir bitten um Verständnis, dass wir Sie nicht erneut über etwaige Technologie- oder



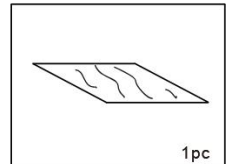
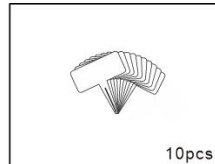
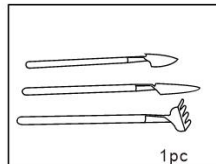
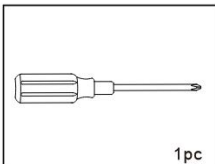
BEACHTEN Bitte bewahren Sie die Anleitung für späteren Bedarf auf.

- Dieses Produkt darf nicht als Trittleiter benutzt werden.
- Schrauben Sie die Schrauben während der Montage nur locker an. Ziehen Sie die Schrauben erst fest, wenn das Produkt vollständig montiert ist.
- Überprüfen Sie vor der Benutzung unbedingt, ob alle Schrauben, Bolzen und Knöpfe fest angezogen sind.
- Um zu verhindern, dass die Teile auseinanderfallen, überprüfen Sie bitte regelmäßig, ob alle Bolzen, Schrauben und Knöpfe fest sitzen.
- Verwenden oder lagern Sie diesen Artikel nicht in der Nähe von offenem Feuer oder brennbaren/entzündlichen Chemikalien.
- Beachten Sie beim Zusammenbau und bei der Verwendung, dass einige Teile schwer sind und scharfe Kanten haben.
- Verwenden Sie diesen Artikel nicht entgegen den Anweisungen des Herstellers, da dies zum Erlöschen der Produktgarantie führen kann.
- Dieser Artikel ist aus Holz gefertigt und kann sich aufgrund von Feuchtigkeit ausdehnen.

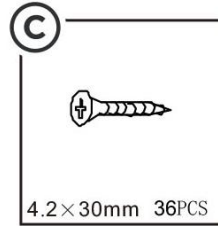
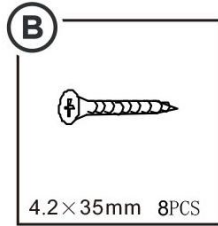
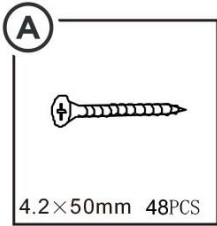
SPEZIFIKATIONEN

Produktgröße	113 x 113 x 51 cm
Farbe	Natürlich

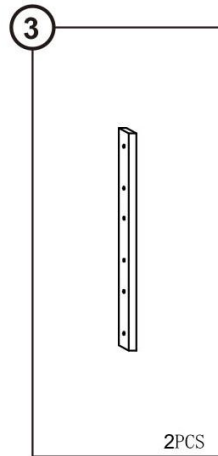
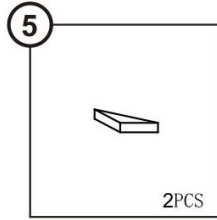
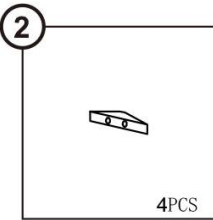

ZUBEHÖR

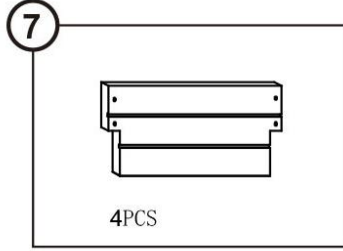
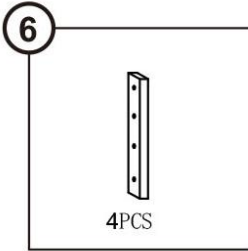
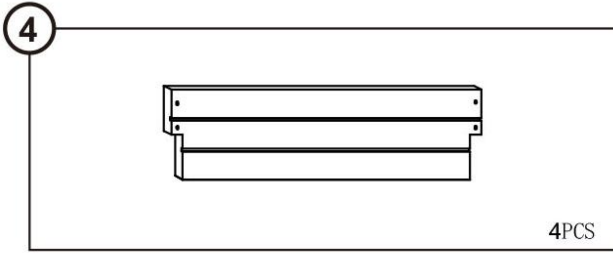


HARDWARE

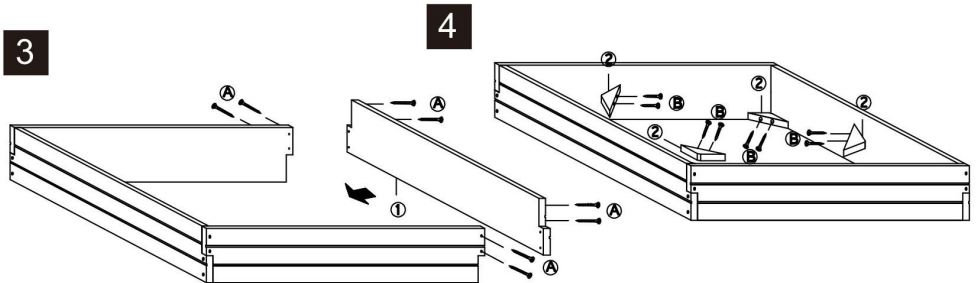
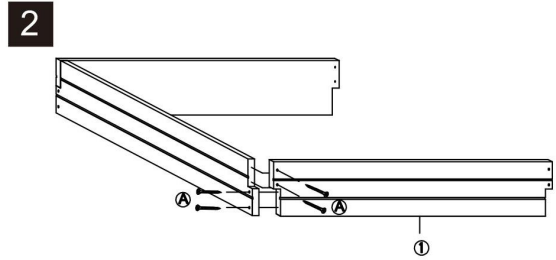
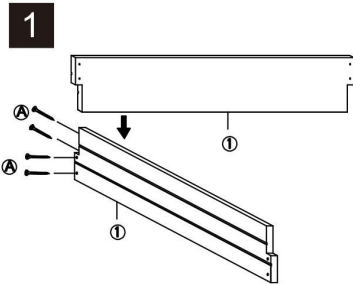


TEILE

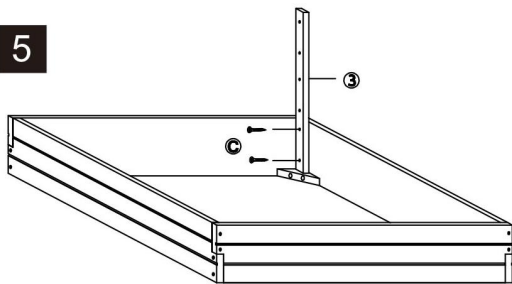




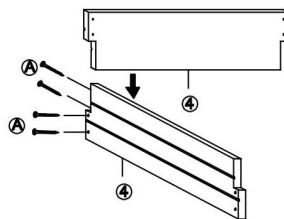
PRODUKTMONTAGE



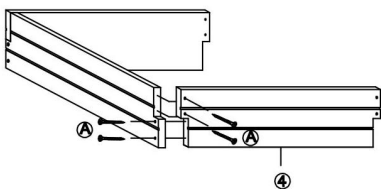
5



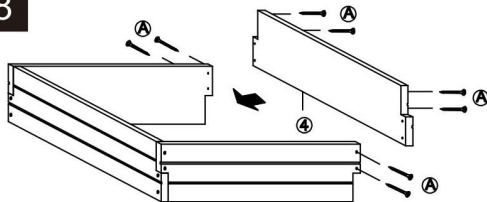
6



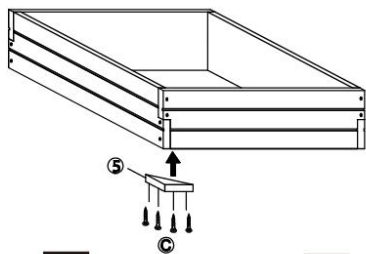
7



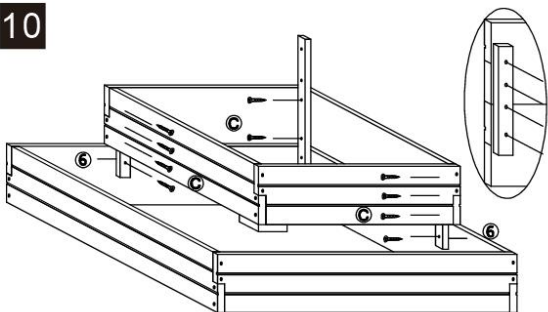
8



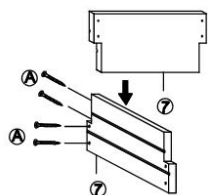
9



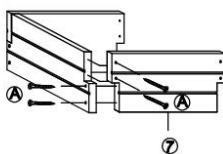
10



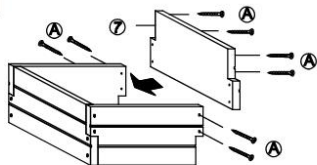
11



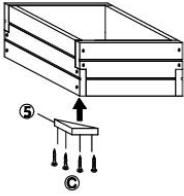
12



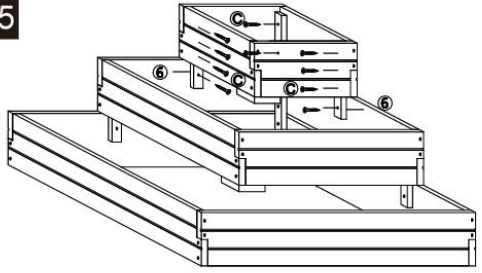
13



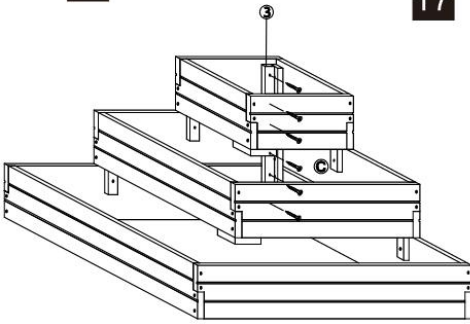
14



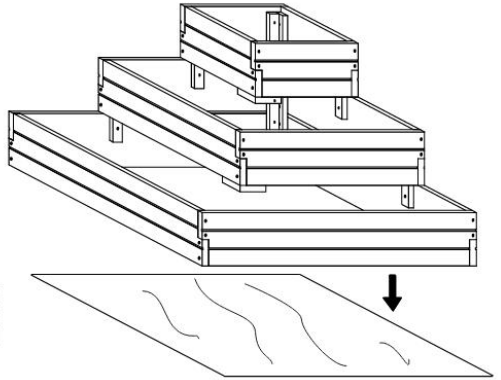
15



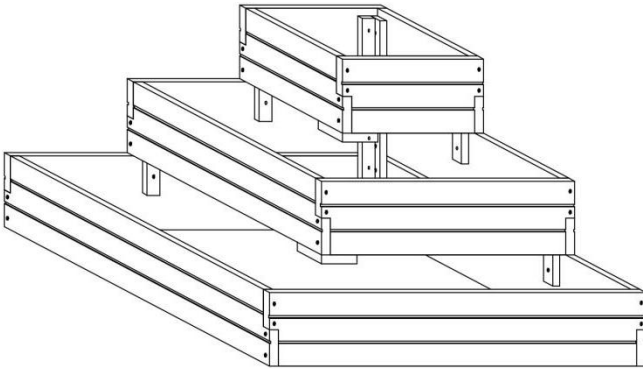
16



17



Wooden Raised Garden Bed



To jest oryginalna instrukcja obsługi. Przed użyciem prosimy o dokładne zapoznanie się z treścią instrukcji. Zastrzega sobie prawo do jednoznacznej interpretacji niniejszej instrukcji obsługi. Wygląd produktu zależy od stanu, w jakim go otrzymali Państwo. Prosimy o wyrozumiałość, ale nie będziemy Państwa ponownie informować o

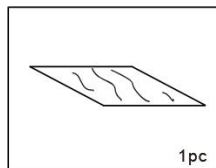
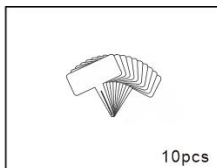
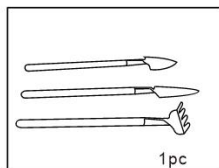
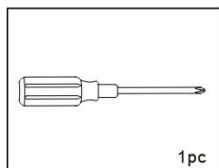
OGŁOSZENIE Proszę zachować instrukcję na przyszłość.

- Nie wolno stawać na tym przedmiocie ani używać żadnej jego części jako drabiny.
- Podczas montażu należy luźno dokręcać śruby. Nie dokręcać ich mocno, dopóki element nie zostanie całkowicie zmontowany.
- Przed użyciem sprawdź dokładnie, czy wszystkie śruby, wkręty i pokrętła zostały mocno dokręcone.
- Aby zapobiec rozpadaniu się przedmiotów, należy regularnie sprawdzać, czy wszystkie śruby, wkręty i pokrętła są dobrze dokręcone.
- Nie należy używać ani przechowywać tego przedmiotu w pobliżu otwartego ognia lub łatwopalnych substancji chemicznych.
- Należy pamiętać, że podczas montażu i użytkowania niektóre części są ciężkie i mają ostre krawędzie.
- Nie należy używać tego przedmiotu w sposób niezgodny z instrukcją producenta, gdyż może to spowodować unieważnienie gwarancji produktu.
- Przedmiot ten wykonany jest z drewna i może się rozszerzać pod wpływem wilgoci.

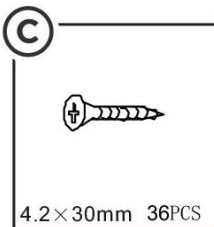
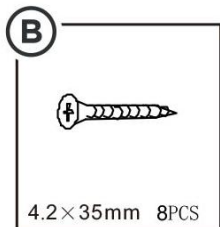
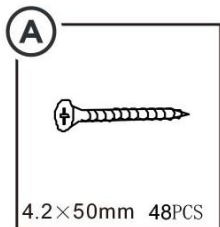
SPECYFIKACJE

Rozmiar produktu	113x113x51 cm
Kolor	Naturalny

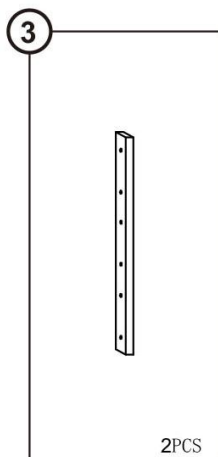
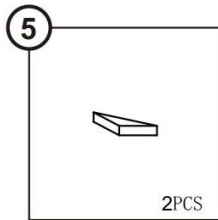
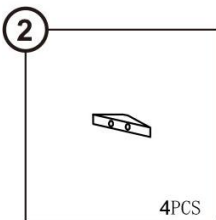

AKCESORIUM

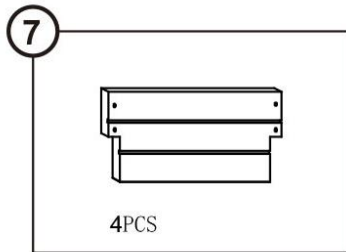
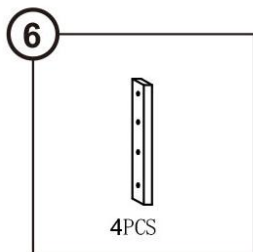
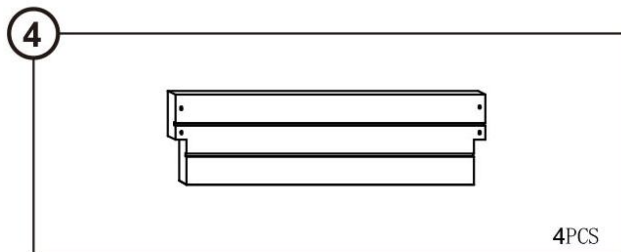


SPRZĘT KOMPUTEROWY

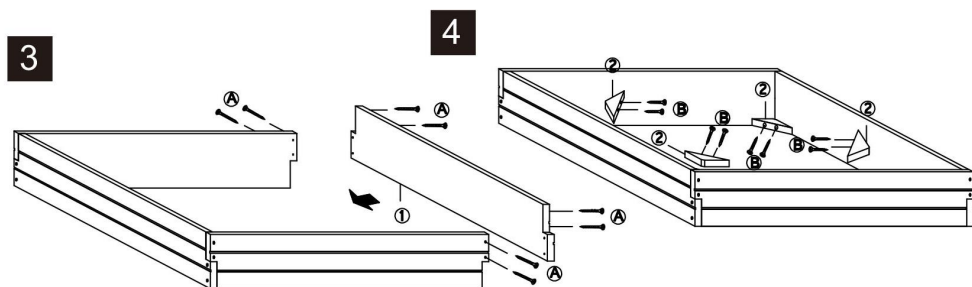
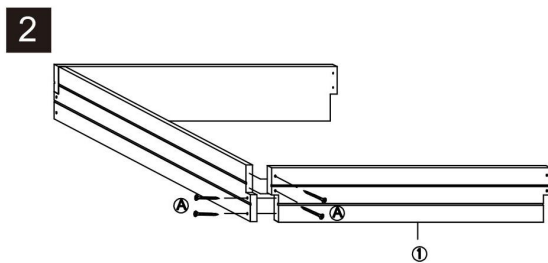
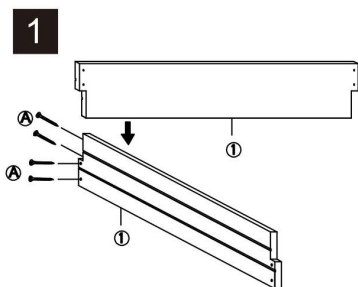


STRONY

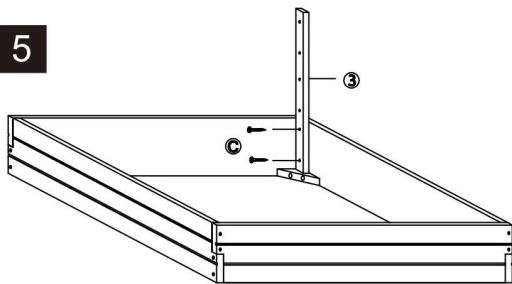




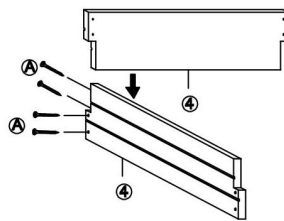
MONTAŽ PRODUKTU



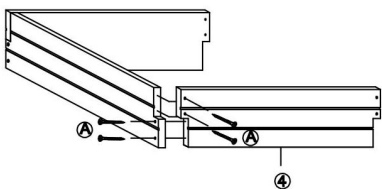
5



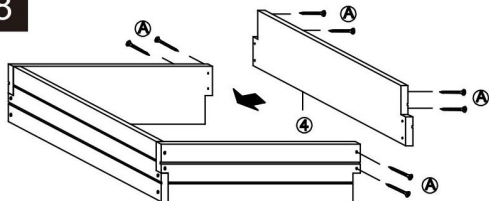
6



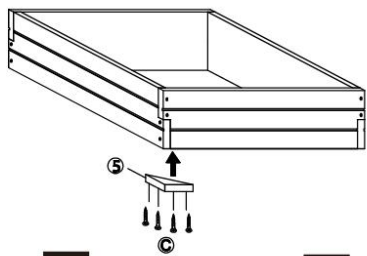
7



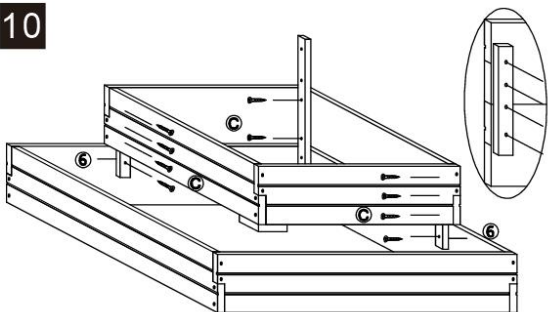
8



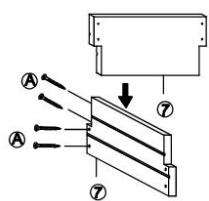
9



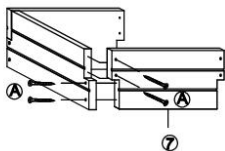
10



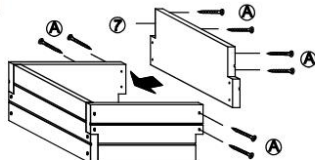
11



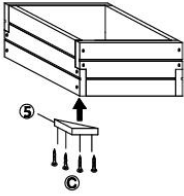
12



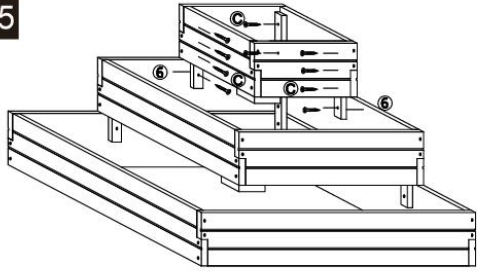
13



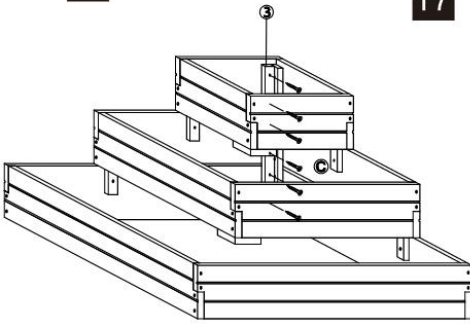
14



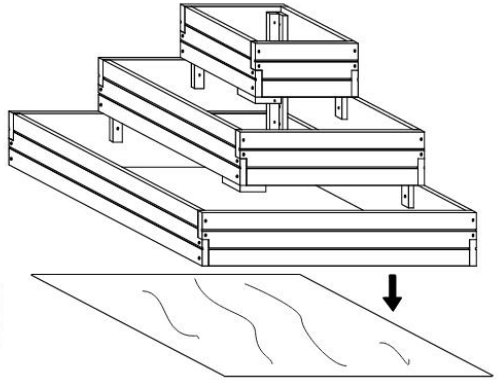
15



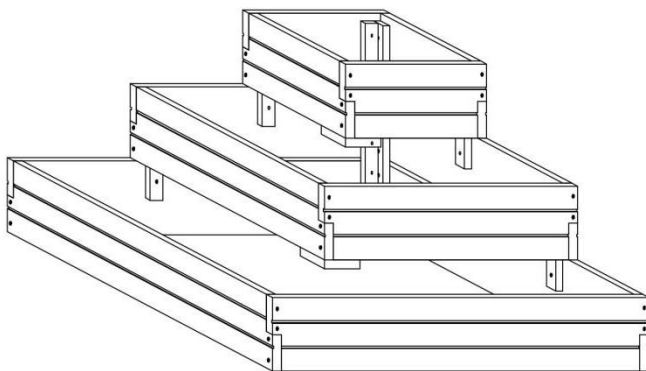
16



17



Wooden Raised Garden Bed



Queste sono le istruzioni originali, si prega di leggere attentamente tutte le istruzioni del manuale prima dell'uso. Si riserva la piena interpretazione del proprio manuale utente. L'aspetto del prodotto dipenderà dal prodotto ricevuto. Vi preghiamo di non informarvi più in caso di aggiornamenti tecnologici o software sul nostro prodotto.

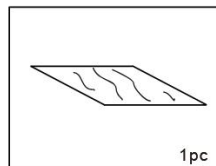
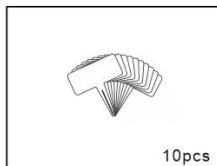
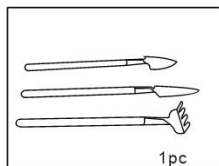
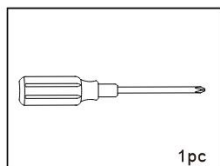
⚠ AVVISIO Si prega di conservare le istruzioni per necessità future.

- Non salire in piedi o utilizzare alcuna parte di questo articolo come scala a pioli.
- Durante il montaggio, serrare le viti senza stringerle troppo. Non serrare saldamente le viti finché l'articolo non è completamente assemblato.
- Prima dell'uso, verificare che tutti i bulloni, le viti e le manopole siano ben serrati.
- Per evitare che gli oggetti si rompano, controllare regolarmente che tutti i bulloni, le viti e le manopole siano ben saldi.
- Non utilizzare o conservare questo articolo in prossimità di fiamme libere o sostanze chimiche infiammabili/combustibili.
- Tenere presente che alcune parti sono pesanti e presentano bordi taglienti durante il montaggio e l'uso.
- Non utilizzare questo articolo in modo non conforme alle istruzioni del produttore, poiché ciò potrebbe invalidare la garanzia del prodotto.
- Questo articolo è fatto di legno e potrebbe dilatarsi a causa dell'umidità.

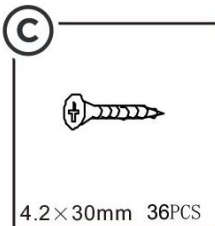
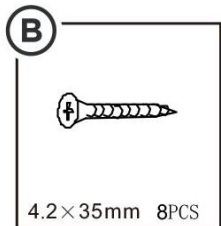
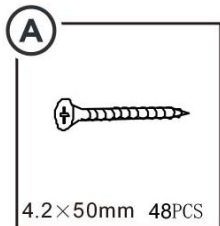
SPECIFICHE

Dimensioni del prodotto	113x113x51cm
Colore	Naturale

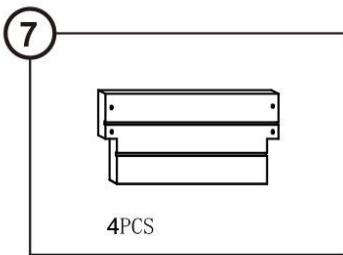
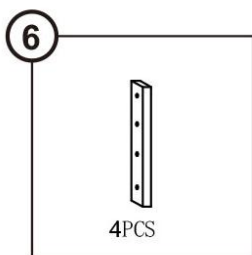
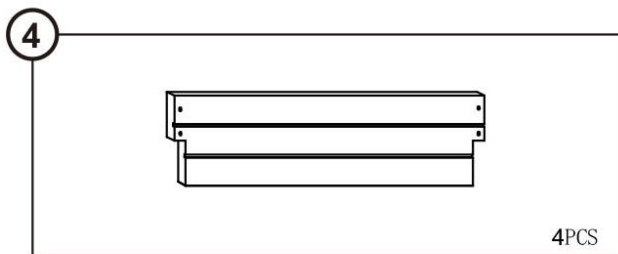
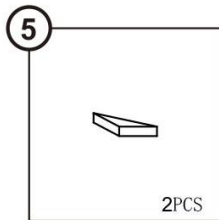
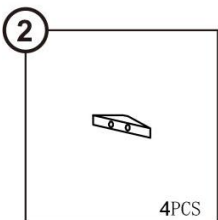
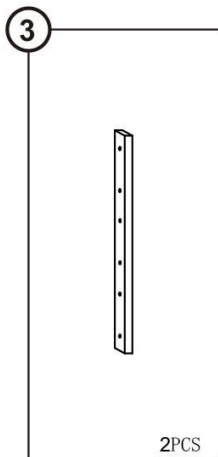

ACCESSORIO



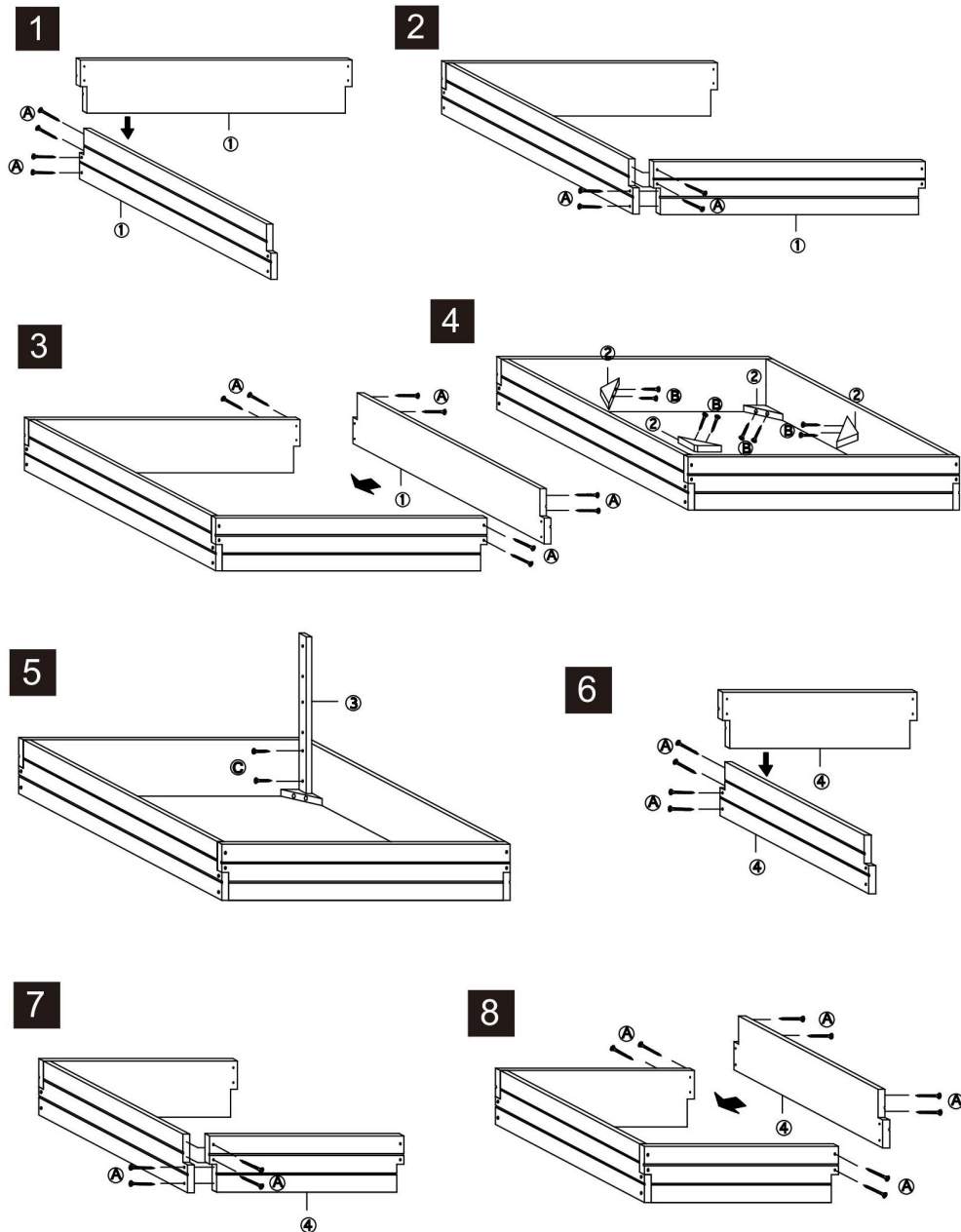
HARDWARE



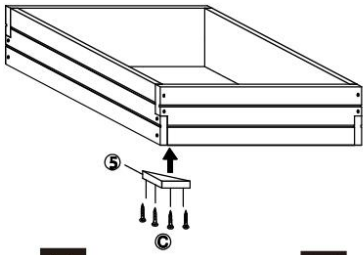
PARTI



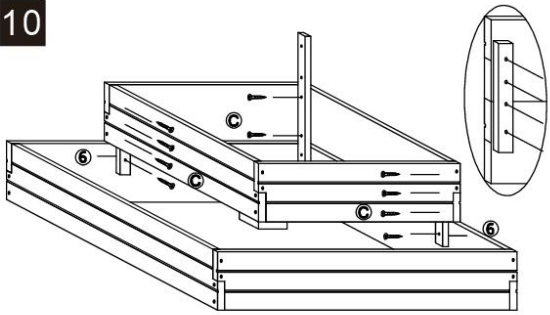
ASSEMBLAGGIO DEL PRODOTTO



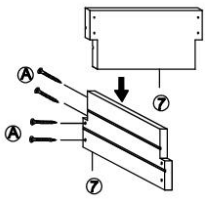
9



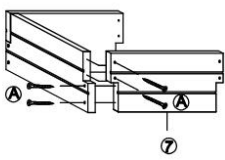
10



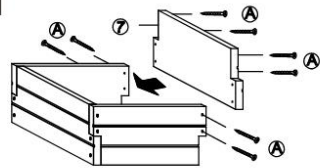
11



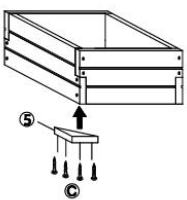
12



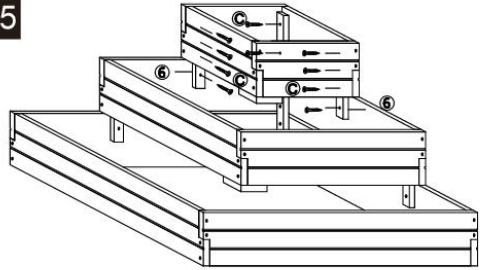
13



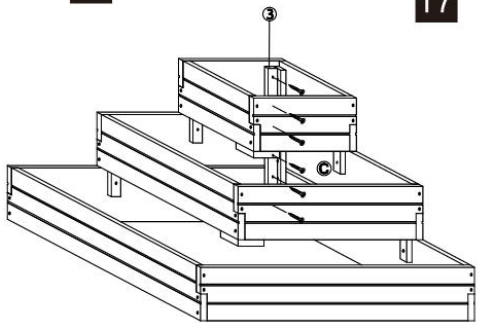
14



15



16



17

