Product installation Manual

Model：ALP313-12
Specifications:ø550
Rated voltage：110V
Light source:G9*12

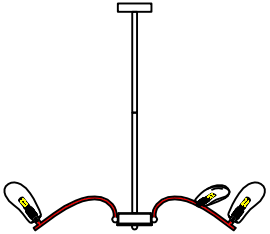

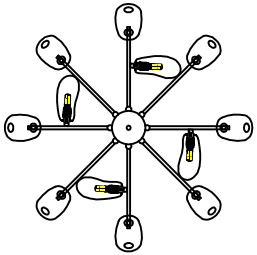

Notice:

1.Rated voltage 110V 50/60Hz, light source power≤40W
2.When installation should avoid scratching tthe surface of the lamp and wires, please must wear gloves.
3.The red wire of the lamps should be connected to the live wire, variegated wire to neutral wire, the wire with Mark "PE" to the earth wire.
4.Do not install on the ceiling which failed to dry. The environment should be ventilated ,dry.
5.The lamps shall not be clise to the acid, alkali containing corrosive chemical substances and gases. Shall not be washed with water, only wipe with a clean soft cloth.
6.Must be installed by professional electrician.
7.Before installing, cleaning and replacing the bulbs, please turn off the power.

STEP ONE:

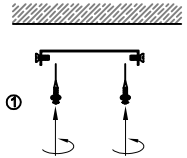

STEP TWO:

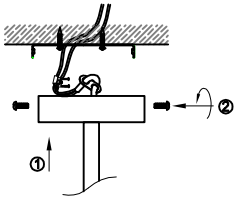

STEP THREE:

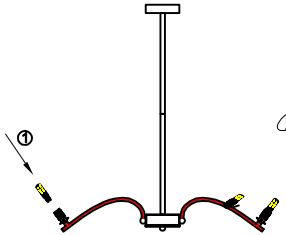

STEP FOUR:

