

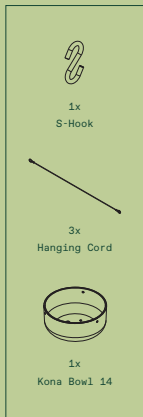
veradek — outdoor

meet you  
outside.

# pure series

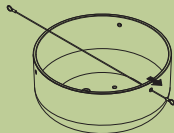
#myveradek  
veradek.com  
@veradek

## hanging kona bowl assembly instructions



1

Thread one end of the Hanging Cord through one of the holes in the planter



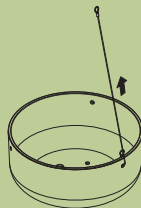
2

Pull this end through the eye-hole of the other end of the cord.



3

Pull the cord all the way through and repeat for all other holes/cords



4

Hook the ends of cords onto the S-Hook to complete

